



영어

ENGLISH

제1중학교, 중학교



2

외국문도서출판사

주체101(2012)

Contents

머리말	2
THEME	
A A parcel of English	4
Unit 1 Topic Around our school	4
Unit 2 Language focus Present simple	14
Unit 3 Culture matters Life in the town	23
Unit 4 Revision and Test (Units 1–3)	28
B The natural world	35
Unit 5 Topic In the animal world	35
Unit 6 Language focus Questions, possessives	45
Unit 7 Culture matters Life in the countryside	54
Unit 8 Revision and Test (Units 5–7)	59
C The way we live	65
Unit 9 Topic Food matters	65
Unit 10 Language focus ‘some’ and ‘any’, pronouns	73
Unit 11 Culture matters Life at home	81
Unit 12 Revision and Test (Units 9–11)	85
D Planet earth	90
Unit 13 Topic Into space	90
Unit 14 Language focus Present continuous, comparing	99
Unit 15 Culture matters Life by the sea	109
Unit 16 Revision and Test (Units 13–15)	113
E Natural forces	118
Unit 17 Topic The weather	118
Unit 18 Language focus Uncountables, comparing	127
Unit 19 Culture matters Living with nature	137
Unit 20 Revision and Test (Units 17–19)	142
F Living history	148
Unit 21 Topic The cavepeople	148
Unit 22 Language focus Past simple	156
Unit 23 Culture matters Living traditions	166
Unit 24 Revision and Test (Units 21–23)	171
Irregular verbs	176
Grammar summary	177
Vocabulary	187

머 리 말

위대한 령도자 **김정일**원수님께서서는 다음과 같이 말씀하시였다.

《외국어는 리해하는데 그칠것이 아니라 써먹을수 있도록 학습하여야 합니다. 그러자면 연습을 많이 하여야 합니다. 많은 연습을 거쳐 숙련된 외국어지식만이 써먹을수 있습니다.》

경애하는 아버지 **김정일**원수님께서 외국어학습을 잘할데 대하여 주신 말씀을 높이 받들고 2학년영어교과서는 듣고 말하기를 위주로 하면서 읽기와 쓰기를 적절히 배합하는 원칙에서 구성되였다.

교과서는 위대한 수령 **김일성**대원수님과 경애하는 아버지 **김정일**원수님의 위대성자료, 그리고 학교생활, 가정생활, 동물세계, 우주, 날씨 등 우리 나라와 세계 여러 나라들의 문화와 풍습을 주제로 하고있다.

교과서는 해당 주제에 대한 어휘 및 문형, 문법자료들을 줌으로써 언어지식과 여러가지 기능을 빨리 높이도록 하였다.

또한 학생들의 연령심리적특성에 맞게 많은 사진자료들과 그림들을 주어 언어정황을 쉽게 리해할수 있도록 하였다.

학생들은 경애하는 아버지 **김정일**원수님의 말씀을 가슴깊이 새기고 영어의 기초를 튼튼히 다지기 위한 목표를 높이 세우고 분초를 아껴 열심히 학습함으로써 강성대국건설에 이바지할 앞날의 훌륭한 인재로 자라나야 한다.

**Good Health to the Great Leader
Marshal Kim Jong Il!**



**The birthplace of the great leader Marshal Kim Jong Il
in the Paektusan secret camp**

Theme A A parcel of English

Unit 1

Topic

Around our school

1 Your ideas Where is your school?

1.1 Discussion Around our school

Look at the picture. Does it look like your school?

Is your school in a town or in the country?

Where is your school?

What is there around your school?

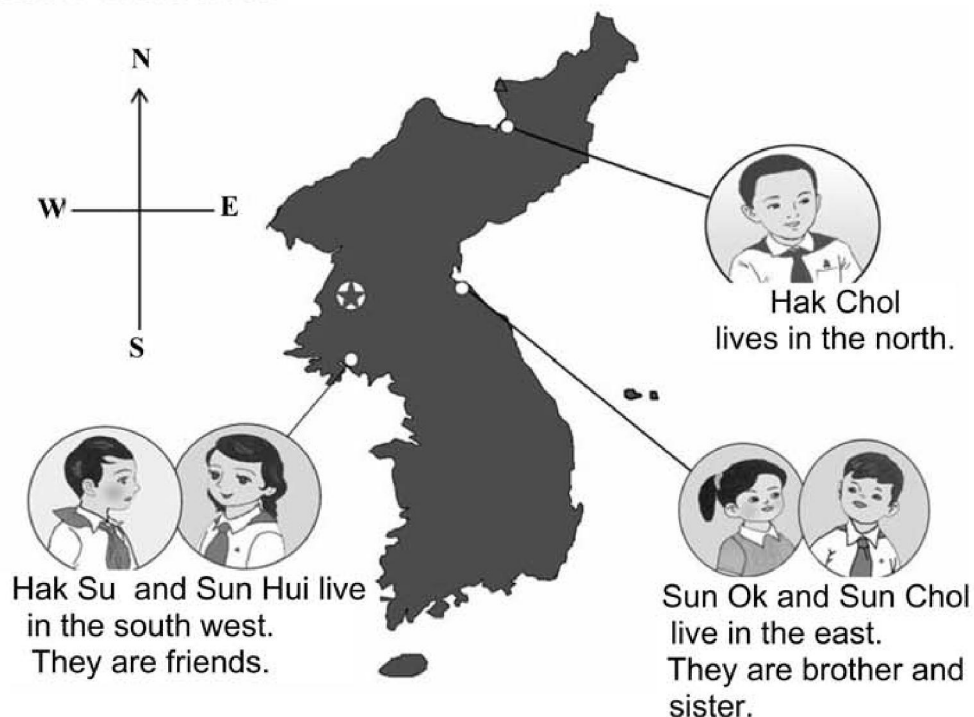


1.2 Vocabulary Where you live

Where do you live?

In the north? In the east?

In the south? In the west?



2 Listening The places

2.1 Vocabulary Near your school

Tell the class about the places near your school.

There is a park near our school.

There are some flats near our school.




offices



a shop



a bus station



a market



a park



a river



a factory



a hill



a farm



a house



flats



a train station

2.2 Listening Where is it?



Listen to some sounds. Where are they from?

Write down your answers 1—6.

Check your answers with the class.

What's number 1?

It's a restaurant.

No, it's not. It's a ...

2.3 Speaking Where am I?

Think of a place and mime it to the class.

They have to guess where you are.

You're in a school.

You're in a market.

You're in an office.

No, I'm not.

No, I'm not.

Yes, I am!



3 Reading Find the places

Here is a letter from Anne, in Newport. Work with your neighbour.

Read the letter and look at the puzzle.

Draw lines to show where each piece goes.

Compare your answers with other students in your class.



Listen to Anne's letter.

*Clifton School
Newport
Gwent
Wales*

*Dear Everyone,
I don't live in England. I live in
Wales! Newport is a big town in the
south of Wales. It has got a population
of 120 000 people. My school is in the
north of the town. Near the school
there are shops, offices and cafés.*

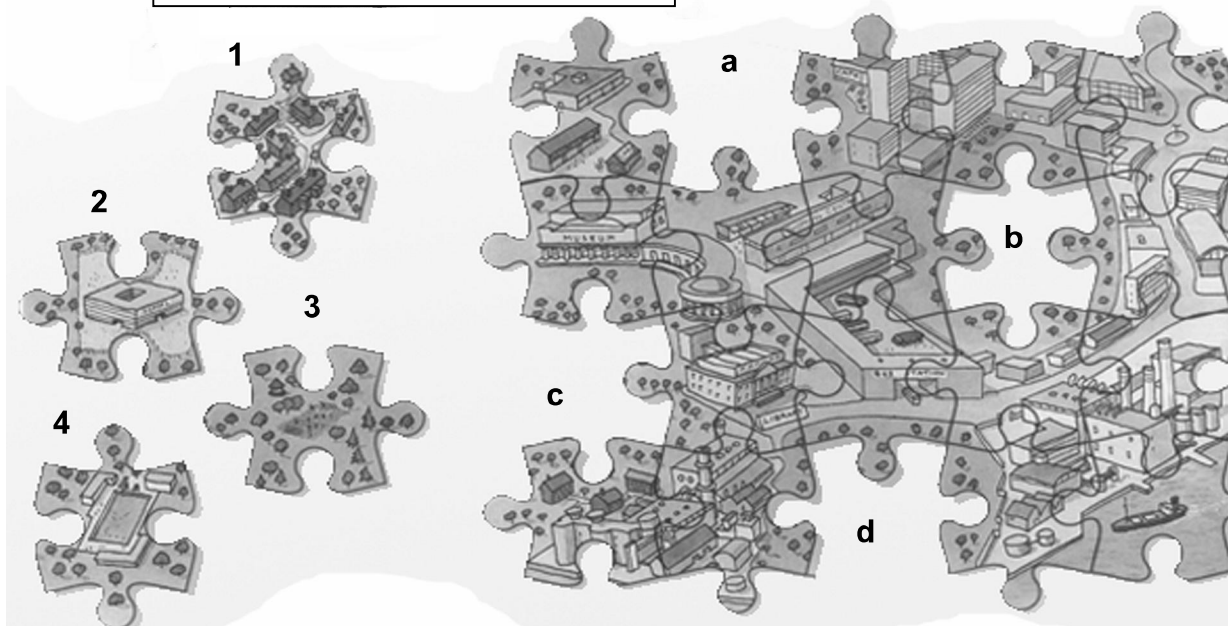
*A lot of students like football. After
school they play football in the park
near the sea. I don't like football. I go
to the swimming pool near the bus
station after school. I'm in the school
swimming team.*

*I live about four kilometres from
school. I don't walk to school. I go on
the school bus. There are a lot of
factories near my flat. My mother
works in one of the factories. My
father doesn't work.*

*On Saturday mornings I have guitar
lessons in my teacher's house near the
library and museum.*

*Write and tell me about your town and
school.*

Love Anne.



4 Listening School subjects

4.1 Listening A favourite day

Look at Mona and Ali's new school timetable. Do you do the same subjects?



Listen and answer the questions.

Compare your answers with other students.

What is Mona's favourite day?

What is her favourite subject?

What is Ali's favourite day?

What is his favourite subject?

	Lesson	Monday	Tuesday	Wednesday	Thursday	Friday
9:00	1	English	Maths	Science	English	Art
10:00	2	Geography	Maths	Computer	English	French
11:00		Break	Break	Break	Break	Break
11:30	3	Computer	Geography	English	Geography	Sports
12:30		Lunch	Lunch	Lunch	Lunch	Lunch
13:30	4	French	Science	Maths	Sports	French
14:30	5	History	History	History	Sports	Science

4.2 Speaking Your favourite day

Work with your partner. Look at your own timetable. Talk about your favourite day and favourite subject. Say your dialogue in front of the class.

Hi, do you like the timetable?

It's OK.

What's your favourite day?

It's ...
We've got ...

What's your favourite subject?

It's ...

Do you like ...?

Yes, I do.
No, I don't.

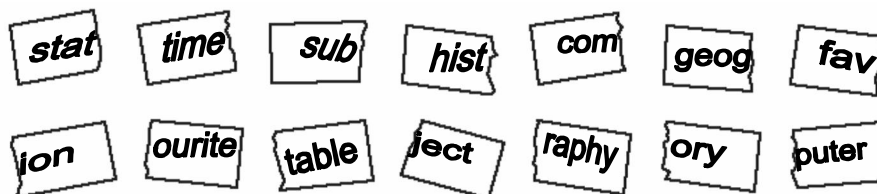
4.3 Vocabulary Make an exercise

Can you join the parts to make seven words?

What do they mean?

Find seven more words in this Unit.

Make an exercise for your neighbour.



5 Practice

You can work by yourself, with a partner or in a small group.

5.1 Listening and speaking A map game

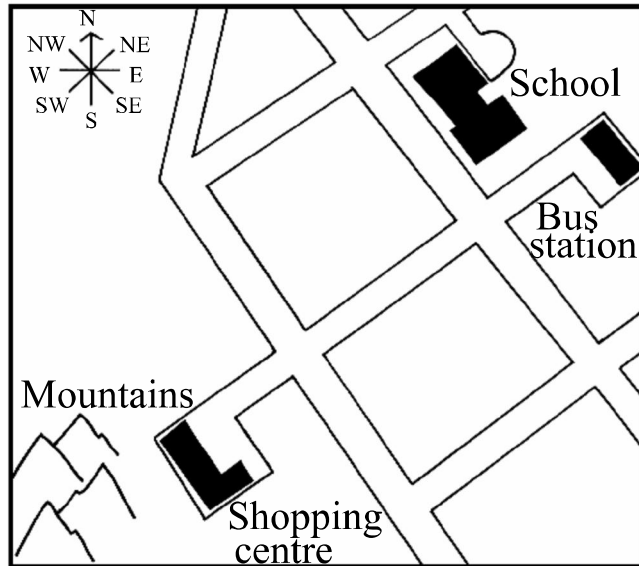
Copy this map. Put six more things on the map. Choose from this list.

a restaurant a factory a river
a market a farm a train station
a bus station a park some shops
some hills some houses
some flats some offices

Now work with a partner.
Don't look at your partner's
map. Tell him/her where your
places are.

*There is a school in the
north east near the bus
station.*

*There are some shops in
the south west near the
mountains.*



Your partner can draw the places on his/her map. When you have finished, check.

5.2 Writing Write a letter to Anne

Read Anne's letter in Exercise 3 again.

Write to Anne and tell her where you live.

Dear Anne

Thanks for your letter. We live in ... It is a ...
It has got ... Our school is ... There are ... near
the school. In the street there are ... We haven't
got ... near our school. We play ... in ... After
school, I ...

Best wishes,

6 Review Your Language Record

Now complete your *Language Record*.

Write the meanings. Add the missing examples.

Word	Meaning	Example
a break		We have a break at 11 o'clock.
a bus station		The bus station is near the park.
a factory		There is a car factory near the airport.
a recorder		My brother has a recorder .
a flat		
a hill		My school is on a hill .
a lesson		My favourite lesson is English.
a market		There is a market in the town centre.
a river		There is a river near my house.
a shop		
a subject		We have ten subjects at school.
a timetable		My timetable is in my English book.
a town		
a train station		The train station is in the town centre.
favourite		My favourite day is Saturday.
much		I don't know much about Biology.
near		
small		
There are some ...		There are some shops near here.
go		
know		I know you.
learn		We learn about different things in school.
work		
live		

Choose some more words from this box. Add some examples and the meanings.

a park	a swimming pool	a museum	a library	a guitar
a bus	an office	north	south	west east

Supplementary Exercises

1 Places in the town and country What's the word?

Put the words under the pictures.

Three words are missing.

What are they?

offices

flats

river

houses

airport

bus station

market



offices

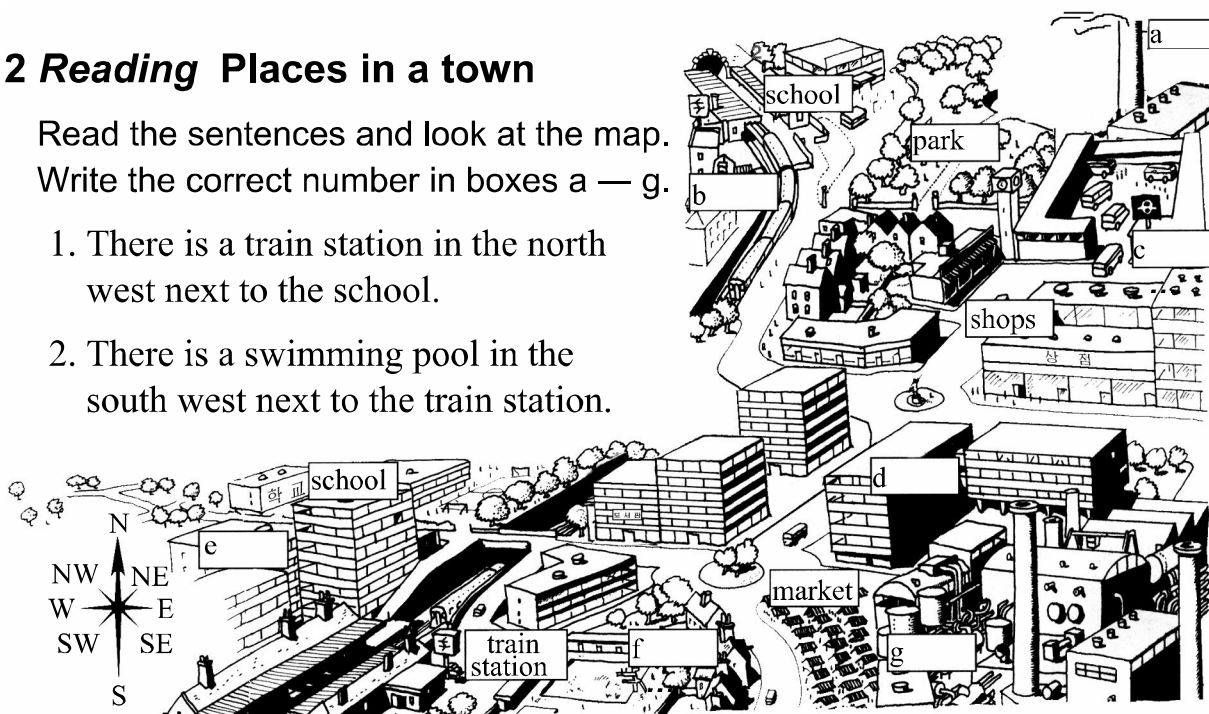


2 Reading Places in a town

Read the sentences and look at the map.

Write the correct number in boxes a — g.

1. There is a train station in the north west next to the school.
2. There is a swimming pool in the south west next to the train station.

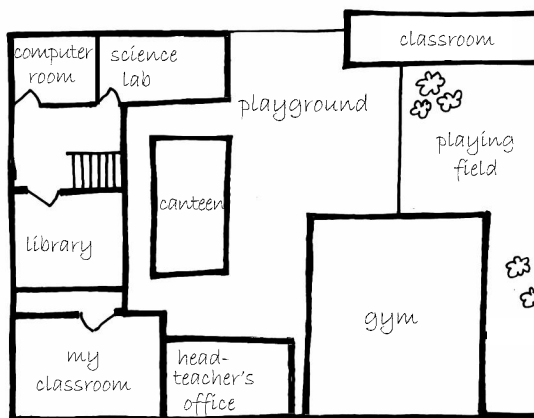


3. There are factories in the south east next to the market.
4. The bus station is in the north east next to the shops.

5. There are a lot of offices in the south west next to the school.
6. The factory is in the north east next to the park.
7. There is a new hospital in the south east next to the factories.

3 Reading and writing Read the letter from Alice

Read the letter from Alice.



You can listen to the letter on the cassette.

Draw a plan of your school.

Write to Alice.

Tell her about your school.

Dear everyone,

Here is a map of my school. It's not a very big school. It has got about 400 students. My classroom is next to the headteacher's office! Near my classroom there is a big library and the canteen. A lot of students have lunch in the canteen. I don't have lunch at school. I go home at 12.30.

The computer room is upstairs next to the science lab. We don't have our lessons in the science lab but we go to the computer room on Tuesday for computer lesson. I like computers.

After school we play in the playground outside. My friend Tom plays football on the playing field next to the playground. He is in the school team. I am in the school basketball team. We play basketball in the gym. Write and tell me about your school.

Best wishes. Alice

Dear Alice

Here is a plan of my school.

The headteacher's office is ...

The school library is ...

Best wishes

4 Say it clearly! /æm/ (am) /aɪm/ (I'm)

There are two ways to say 'I am' in English.



Listen. Say these sentences.

Yes, I am. No, I'm not.

Answer David's questions.

DAVID: Hi, are you on holiday today?

YOU:

DAVID: Oh! I'm on holiday today. I'm on holiday for eight weeks in the summer. Are you on holiday in July and August?

YOU:

DAVID: Really? I'm on holiday in February too.
Are you at school then?

YOU:

DAVID: Your English is very good.
Are you learning English at school?

YOU:

DAVID: Excellent! Talk to you soon. Bye!

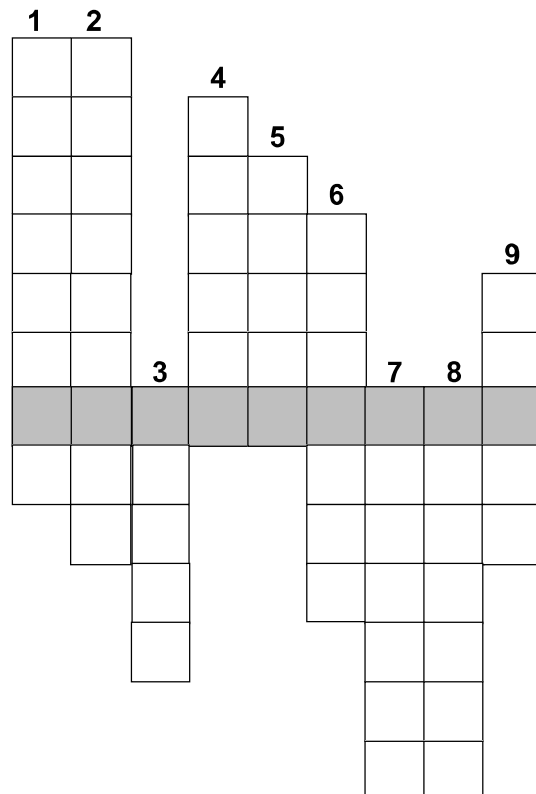
5 Vocabulary A puzzle

Read the clues and fill in the puzzle with the words.

Clues:

1. I've got eight **s**..... on my timetable.
2. My **f**..... lesson is History.
3. 347×284 ? Easy! I like **M**.....
4. My mother works in an **o**..... in the centre of town.
5. I've got long hair but my friend has got **s**.... hair.
6. I don't like Tuesday **b**.... we've got Chemistry.
7. My father ride his **b**.... to the office.
8. I have six **l**.... every day.
9. In the morning we have two lessons and then at **b**.... we have a drink.

What word is in the middle?



6 Reading In the bags

Read the letter. Write the days next to the bags.

Dear Everyone




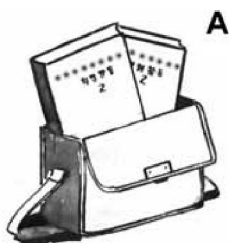
Thanks for the letter. Can I tell you about my week?
 Monday is school! I have Revolutionary Activities of the Great Leader Generalissimo **Kim Il Sung** and Revolutionary Activities of the Great Leader Marshal **Kim Jong Il** on Monday. That's OK. The next day I have History and Biology. I like Wednesday because we have two lessons of Maths and Computer. I like Maths. Thursday is OK because we have Maths and Physics. I'm good at Science. On Friday we have Music and three lessons of Sports! I like sports very much. On Saturday I have Geography and English.

On Sunday morning I play football with my brother and in the afternoon I play the trumpet with my sister.

My week is great!

Please write and tell me about your week.

Love Sun Chol



Unit 2

Language focus Present simple

1 Reading What's on the map?

1.1 Discussion Maps

Have you got a map of your town or country?
What can maps tell you? When can you use a map?
Tell the class your ideas.

1.2 Reading What can maps tell us?

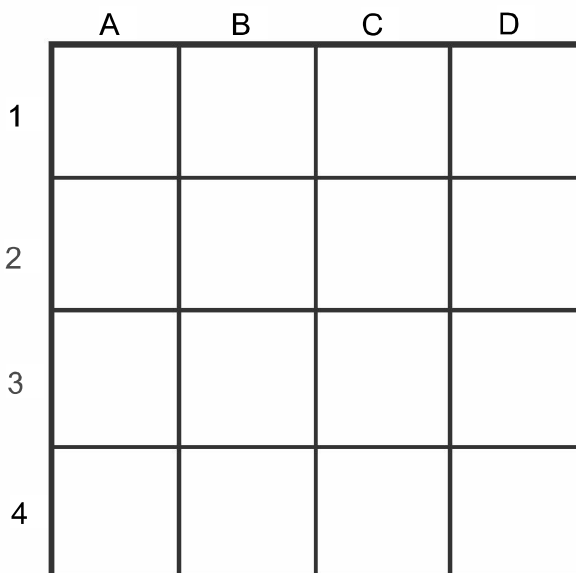
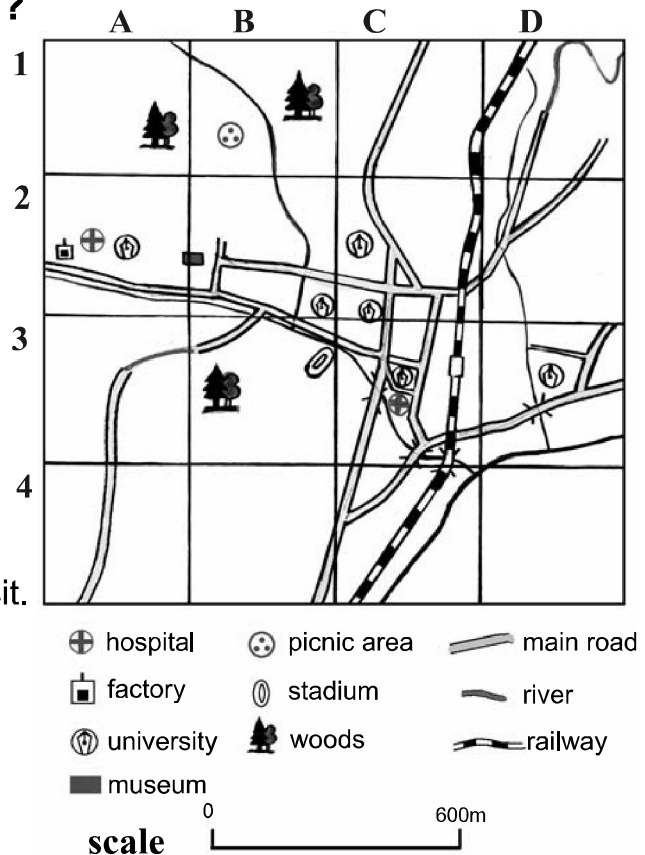
Maps can tell us a lot. They can tell us about the places we can visit. They can tell us about distances. They can tell us where things are. Here is a map of where Ok Sun lives in Phyongsong. Look at the map and answer these questions:

There is a factory in square A2.
What's in square B1? How big is the area? (Look at the scale and use a ruler!) There are many universities. How many can you see? Look at the symbols. What other things are there in the area?

1.3 Writing Make a map

What places do you know in your area? Make a list with the class.

Phyongsong area



Put a four squares by four squares box on your notebooks. Mark on the roads, rivers, railways and other important places. Write the numbers and letters. Write some sentences to describe your map.

There is a hospital in square A3.

The river goes from square A1 to D4.

2 Grammar Nouns, verbs and adjectives

2.1 Parts of speech What type of word is it?

Nouns are the names of things. For example: a town, a road, a hospital

Verbs are action words. For example: go, start, walk


Adjectives describe something. For example: big, cold, hot

What do you call nouns, verbs and adjectives in Korean?

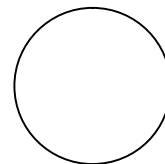
Can you think of examples in Korean?

Draw three circles, like this:

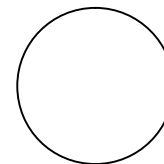
nouns



verbs



adjectives



Now, with your neighbour, put these words in the correct circle.

bicycle dance hot history good country river
swim small go timetable beautiful map

Look at your *Language Record* from Unit 1 and find more words to put in the circles. Compare your ideas with the rest of the class.

2.2 Practice Play a game

If your teacher says a noun, hold up your right hand. If your teacher says a verb, hold up your left hand. If your teacher says an adjective, shake your head.


3 Grammar No, I don't!

3.1 Present simple negative Sentences with 'not'

In Grade 1, there are sentences like this:

I haven't got a dog.

They haven't got tigers in their country.



It isn't very hot in our country.

In Unit 1, there are more negative sentences like this:

I don't live in England. I don't walk to school.

I don't like football.

My father doesn't work.

I don't know.

How do you say these sentences in Korean?

3.2 Negative form Describe the negative

How do you make negative sentences?

Write some more negative sentences in the tables.

Subject	+	_____	+	_____
I You We They		don't		know much about geography.

Subject	+	_____	+	_____
He She It		doesn't		have lunch at school.

3.3 Practice What does your neighbour do?

Find out three things that your neighbour *does* and three things that he or she *doesn't* do. You can use the verbs in the box.

Do you swim after school? Yes, I do.

Do you play the piano? No, I don't.

Tell the class what you know about your neighbour. Remember the 's'.

Yong Su lives ... He doesn't ...

play football, play the piano,
like Maths, play the guitar,
live near an airport, dance,
ride a bicycle, paint, sing, have
breakfast before 7 o'clock

4 Language functions Going shopping

4.1 Your ideas School things

There are many school things here. What do you want?



4.2 Asking for information **Mona and Ali go shopping**



Listen. What do Mona and Ali want to buy?

MONA: Look, Ali. Here's a cassette of my favourite band.

Excuse me, how much is this cassette?

MAN: That's £9.20.

ALI: That's expensive. Let's try another shop.

MONA: Here it is, Ali. Excuse me, can I have that cassette, please?

WOMAN: Here you are. That's £7.40, please.

MONA: Thank you. What do you want, Ali?

ALI: Some computer games and a computer magazine.

Let's go to the newsagent's.

MONA: Good. I can get a box of chocolates for Mum there.

ALI: Can I pay for this computer game and magazine, please?

WOMAN: The game is free with the magazine.

ALI: Great!

MONA: Can I have that box of chocolates, please?

WOMAN: Yes, of course. That's £4.75 and £2.50.

That's £7.25, please.

ALI: Thanks.

4.3 Practice In a shop

Now you try it. Work with a partner. You are in a shop. You can change the conversation.

Excuse me, how much is this ...?

That's ... won, please.

How much are these ...?

Here you are.

Can I have that ..., please?

Yes, of course.

Can I pay for these ..., please?

Act out your dialogue for the class.



5 Review Your Language Record

Now complete your *Language Record*.

Going shopping Write the meanings.

How much is this? How much are these?

Excuse me, can I have ..., please?

I want to buy

Here you are.

Can I pay for these?

That's

Yes, of course.

Present simple negative

Complete the table. Write some more examples.

pronoun	don't/ doesn't	verb phrase	pronoun	don't/ doesn't	verb phrase
I	don't	have Maths on Friday.	We		
You	don't	have lunch at home.	They		
He/She/It					

Present simple Write some more examples.

pronoun	verb phrase
I	have got long hair.
You	live in a flat.
He	has got curly hair.
She	lives in a flat.
It	
We	go to school by bus.
They	play football.

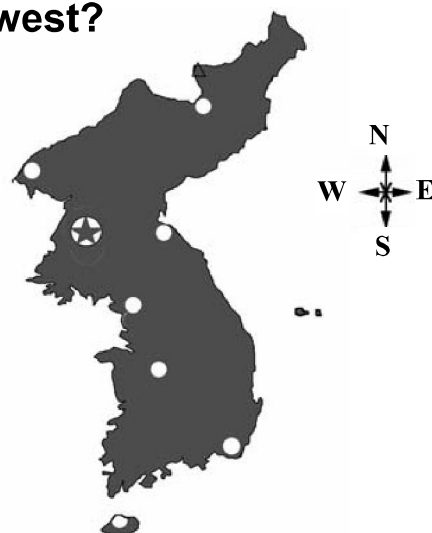
Supplementary Exercises

1 Maps; writing North, south, east or west?

1.1 A map of Korea

Look at the map of Korea and complete the sentences.

- Hyesan is in the north.
- Wonsan
- Sinuiju
- Seoul
- Pusan
- Taejon
- Jeju Island



1.2 A map of your city

Draw a map of your city.
Write about the towns.

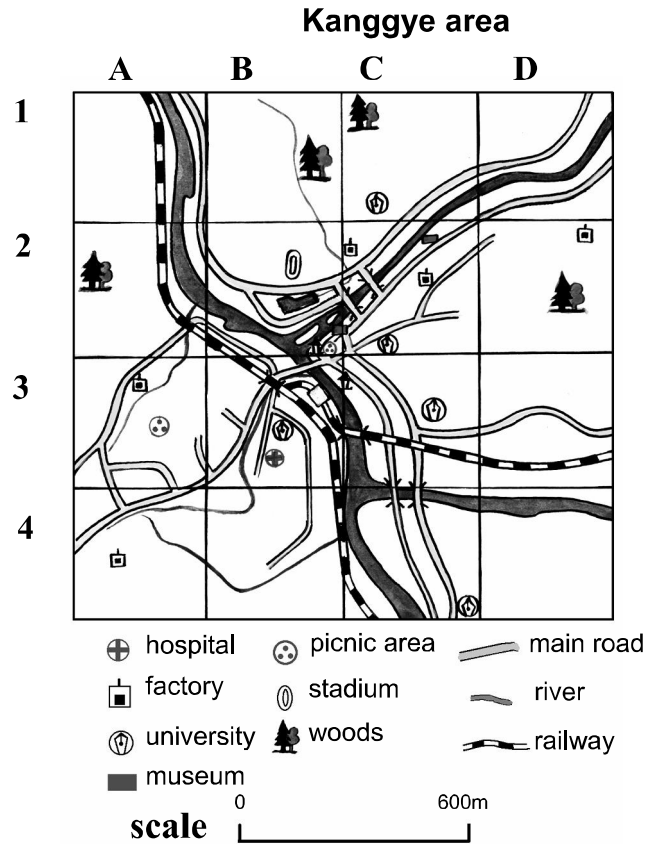
1.3 A map of Kanggye

Look at the map.

What is in these squares?

Square


- A1 a river
A2, B1, C1 and D2
A3
A4 and C3
B2
B3
B4
C2
C4
D1
D3
D4



2 Adjectives An adjective puzzle

Find the adjective in each sentence.
Write it in the puzzle.
What word is in the middle?

- There are many beautiful pictures in this museum.
- The cat is a small animal.
- This is an expensive cassette.
- This is an important subject.
- She has got curly hair.
- I have a round mirror.
- She has not got straight hair.
- It's a very hot day today.
- I've got a new bicycle.



3 'don't' 'doesn't' Chol Nam's letter

Read this letter from Chol Nam. Read these sentences about Chol Nam. Are the sentences possible or impossible?

After school Chol Nam plays in the garden of his house.

Impossible: Chol Nam doesn't live in a house.

a. At the weekend Chol Nam goes to piano lessons.

.....

b. In the morning Chol Nam's brother goes to school by car.

.....

c. After school Chol Nam meets his friends at the swimming pool.

.....

d. There is a big farm next to where Chol Nam lives.

.....

e. Chol Nam's sister goes to university.

.....

f. Chol Nam plays football with his friends every Saturday afternoon.

.....

Dear Everyone

Thank you very much for your letter. It is great to have some pictures of you and your school. Here is a picture of me in my flat. Our flat is in the city centre. My school is near from my house. I go to school on foot. I have a sister and two brothers. They go to my school, too. I have lunch at school. I like it very much.

After school, I go swimming. I am in the school swimming team. My friends like football but I don't like it. I don't have time to play a musical instrument but I like to listen to cassettes of folk songs.

Best wishes,

Chol Nam

4 Say it clearly! /ð/(this) / /θ/(think)

There are many words with 'th' in English.

Can you write four here?

.....

Can you say them?



Listen. Say the sentences.

Put your tongue between your teeth!

This is the Brown family. **They** have **three** children. **This** is the father. **This** is the mother. **This** is Elizabeth. **This** is Matthew. **This** is Arthur.

5 Going shopping In the shop



Talk to the shop assistant.

Look at the pictures and buy two things.

Can I pay for the trousers and the bag, please?

That's expensive!

Here you are.

How much are these trousers?

How much is this bag?

Excuse me, how much are these?

YOU:

SHOP ASSISTANT: £250.

YOU:

SHOP ASSISTANT: They're very good.

YOU:?

SHOP ASSISTANT: They're £15.

YOU:?

SHOP ASSISTANT: That's £4.50.

YOU:

SHOP ASSISTANT: That's £15 and £4.50. That's £19.50, please.

YOU:

SHOP ASSISTANT: Thank you.



Unit 3**Culture matters
Life in the town****1 Deducing Towns****1.1 Your ideas About our country**

Look at the pictures.

Where are these towns? Share your ideas with the class.



a new town



a farming town



an industrial town



a seaside town

1.2 Deducing Korean towns

Look at the map. Work with a partner. Where do you think the pictures in Exercise 1.1 are from?

Find these towns:

Kangson
Wonsan
Samjiyon
Taehongdan

What type of town is each one, do you think?

an industrial town
a farming town
a new town
a seaside town



2 Reading Are you right?

Read these texts to check your answers.



Our country has many big farming towns in the north like Taehongdan. They produce potatoes and wheat. They have a big potato processing factory and make many kinds of potato food.



In the north of our country there are many new towns. Samjiyon county is a new town. There is a new museum. There are new flats, new houses, new shops, new factories and new offices in the new towns.



In many parts of Korea there are many seaside towns. People go there on holiday. Wonsan and Nampho are all examples of holiday towns.



There are many big industrial towns in our country. They make many different things. In Kangson they make steel and near it there is a coal mine.

3 Reading Where are the postcards from?

Read the postcards and choose the correct postmark for each one.



Hi!

I'm on holiday in

The farming villages on this postcard are near my aunt's house. She lives in a small village. Her house is white and it has got small windows. Farmers live in the modern dwellings and there are animals in their gardens.

*See you soon,
Love Yong Su*

Hello everyone!

I am in

It's an industrial town in South Phyongan Province. My friends here live in flats. We play football in the playground. People work in the factories here. They make steel.

It's very different from where I live.

*Love to you all,
Chol Su*

Dear all,

I am on holiday in

This town has got new offices, new factories and new schools. People live in new flats and houses. In the morning a lot of people go to work in the new offices. There is a museum and there are camps. I like here.

*See you at the weekend,
Love Ok Sun*

Supplementary Exercises

1 Look, cover, write, check

- look at the word
- cover it up
- write it down
- check it


Practise with these words.

restaurant library break
favourite different


1 Look.



2 Cover.



3 Write.



4 Check.



Now find more words in the *Language Record* in Unit 1.

Then *look* at the word, *cover* it up, *write* it down, and *check* it.

2 Play a game Word pairs


a. Take 20 pieces of paper.




b. Find ten difficult words to spell.
Write each word on two pieces of paper.



c. Turn the papers over.



d. Test your memory.
Find a pair of words.



- ee- : feet

- e-: these

-ea-: east

fr _____ pl _____ se sl _____ p
tr _____ s b _____ h _____

Write the words in the circles in Exercise 3.1.

Make a spelling book. Write the words in spelling groups. Like this:

ee

green
see
sweets
coffee
free

ea

east
please
clean
read
tea

Unit 4

Revision and Test (Units 1—3)

Revision

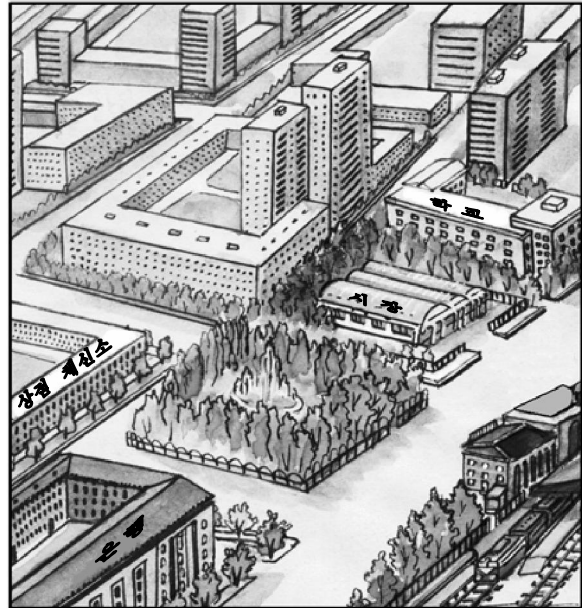
1 *There is/are* Say what's in a town

What's in this town?

Write some sentences.

There are some buildings near
the school.

There is a bank near the park.



2 *Present simple negative* What do they do?

Write about the students.

	Question	Yes	No
	1 Do you play the piano?	✓	//////
	2 Do you play football?	//////	✓
	3 Do you live in a flat?	//////	✓
	4 Do you like science?	//////	✓
	5 Do you ride a bicycle?	✓	//////
	6 Do you walk to school?	//////	✓
	7 Do you go to the library?	✓	//////

One student plays the piano.

1 Seven students don't play the piano.

2 Seven students..... One student doesn't

3

4

5

6

7

3 *School subjects* A problem to solve

Read the sentences and complete the timetable.

The students have two free lessons. When are they?

Compare your answers with other students.

Lesson	MONDAY	TUESDAY	WEDNESDAY	THURSDAY	FRIDAY	SATURDAY
1	Maths					
2		Maths				
3			Maths			
	milk time	milk time	milk time	milk time	milk time	milk time
4				Maths	Maths	
5						
6						

- On Saturday, the students have one lesson of Revolutionary Activities of the Great Leader Generalissimo **Kim Il Sung** in Lesson 1 and another lesson in Lesson 2 on Monday.
- They have a lesson of Revolutionary Activities of the Great Leader Marshal **Kim Jong Il** in Lesson 2 on Saturday and another lesson after milk time on Monday.
- On Friday, they have two lessons of Computer after milk time. They have one lesson of Physics in Lesson 3 on Monday and another lesson in Lesson 2 on Wednesday. They have Chemistry in Lesson 6 on Monday and Tuesday.
- The Geography teacher doesn't come on Monday, Tuesday and Wednesday. She comes in for Lesson 2 on other days.
- They don't have English on Monday. They have it in Lesson 1 on other days.
- They play Sport for two lessons on Thursday after milk time.
- The History teacher doesn't come on Monday, Thursday and Friday. He comes after milk time on other days.
- The Music teacher doesn't come on Monday or Wednesday. He teaches before milk time on other days.
- The Mother Tongue teacher doesn't come on Thursday, Friday and Saturday. She teaches two lessons of Mother Tongue on Wednesday and one lesson of Mother Tongue on the other days, after milk time.

4 Vocabulary New words

How many of these places can you find in the word square?

They go across and down.




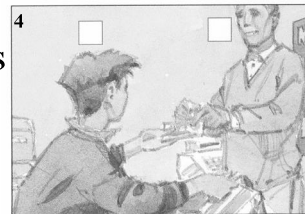

Make another word puzzle for other students.

U	N	I	V	E	R	S	I	T	Y
A	C	P	A	T	H	W	C	L	H
N	A	Y	N	B	O	O	A	S	O
U	M	M	U	S	E	U	M	T	S
S	T	U	S	V	P	G	T	A	P
I	O	C	I	M	I	O	O	D	I
H	D	Y	H	E	T	H	D	I	T
U	W	L	U	S	A	A	W	U	A
O	P	W	O	O	D	S	P	M	L

5 Going shopping Who says what?

Look at the pictures. Choose the correct sentences for each picture.

1. Here you are.
2. Bye.
3. Can I have that bag, please?
4. That's £9.40.
5. Bye.
6. That's £8.
7. Thanks. £2 change.
8. That's expensive! How much is that?
9. Thanks. Here you are. £10.
10. Excuse me, how much is this, please?



Listen and check your answers.

Test

1 A town in Scotland

Read this text about a town in Scotland.

I live in Dundee, a big town in the east of Scotland. It is 30 kilometres from Perth. My school is in the north west of the town near the river and the train station.

Dundee has got a population of 174 000 people. There is a big castle in Dundee and a museum. A lot of people come to visit the castle and the museum in the summer.

Now write about your town. See Units 1 and 2 for help.

2 Write about picture B

Look at pictures A and B. Write five sentences about picture B.

For example:

Picture B hasn't got a block of flats.

There aren't people in picture B.

A



B



3 Ok Sun's questions

Write your answers to Ok Sun's questions.

OK SUN: Hi. My favorite school day is Monday.

What's your favorite school day?

You:

OK SUN: Why?

You:

OK SUN: Oh, my favorite subject is Maths.

Do you like Maths?

You:

OK SUN: I have Maths every day. When do you have Maths?

You:

OK SUN: What's your favorite day of the week?

You:

OK SUN: Why?

You:

4 Reading and writing After school

4.1 Ok Sun's letter

Read Ok Sun's letter. Write the information in the family diary.

Dear friend.

Thanks for your letter. I like English and Maths too. We have a Maths test every Friday morning! What time do you finish school?

My school finishes at 3.30 and I get home from school at 4 o'clock. On Monday at 5 o'clock, I have a guitar lesson for half an hour. I am in the school basketball team and on Tuesday we play basketball at school with the Sports teacher for an hour. On Wednesday I go to the library with my friends . I like that very much. On Thursday I watch Television when I get home. There is a good programme about sports on television. On Friday my friend Sun Ok comes to play at my house. We play with the computer in my bedroom. Write and tell me what you do after school.

Love Ok Sun.

Family diary

After school activities

Monday

Tuesday

Wednesday *library with friends*

Thursday

Friday

Saturday

Sunday

4.2 A reply to Ok Sun

Write a reply to Ok Sun and say what you do after school.


5 Shopping; Asking for information Going shopping

Write the phrases in the speech bubbles.

Bye. Thanks. Can I have that bag, please? That's expensive!

How much is that bag, please? Let's try another shop.

Can I have that shirt, please?



6 Grammar words

Put these words in the correct columns.

rich trumpet years sing city
live chair know straight
town important address blue
country speak small big

Noun	Verb	Adjective
country	speak	blue

A picture dictionary (1)

Label the picture.

farm

f.....

h.....

s.....

p.....

l.....

c.....

r.....

h.....

f.....

t.....s.....

s.....p.....

Write the names of the subjects.

geography

s.....

h.....

b.....

m.....

What's the verb?

count

l.....

s.....

l.....

w.....

r.....

r...

p.....

p.....

What's the adjective?

big

s.....

l.....

b.....

e.....

o...

n.....

What's the noun?

people

b.....

t.....

h.....

m.....

p.....

b....

h...


e...

c....

Theme B The natural world**Unit 5****Topic
In the animal world****A Korean Tiger****1 Listening Animals****1.1 Vocabulary What is it?**

With your neighbour, write the correct letter by each word.

- | | | | |
|-------------------------------------|--------------------------------------|--------------------------------------|-----------------------------------|
| <input type="checkbox"/> an ox | <input type="checkbox"/> an elephant | <input type="checkbox"/> a whale | <input type="checkbox"/> a rabbit |
| <input type="checkbox"/> a cock | <input type="checkbox"/> a shark | <input type="checkbox"/> a bee | <input type="checkbox"/> a monkey |
| <input type="checkbox"/> a goose | <input type="checkbox"/> a parrot | <input type="checkbox"/> a crocodile | <input type="checkbox"/> a goat |
| <input type="checkbox"/> a kangaroo | | | |




1.2 Listening Buzzz ...

Listen to some animal sounds. Which animals are they?

Write a number in each picture.



Tell the class your ideas.



?

What's number two?

I think it's a horse.

I don't think so.
I think it's a cow.






2 Reading Animals

2.1 Reading Mammals, reptiles, insects, birds and fish

There are many types of animals. Match the two halves of each definition.



Compare answers with your neighbour. Then listen and check.

1 Mammals are animals that ... 	a ... lay eggs. Many of them can fly. Their blood is warm.
2 Reptiles are animals that ... 	b ... give milk to their babies. They have got warm blood.
3 Insects are animals that ... 	c ... have got cold blood. They all lay eggs and their skin is thick.
4 Birds are animals that ... 	d ... live in water. Their blood is cold.
5 Fish are animals that ... 	e ... have got six legs. Most of them have got wings and can fly.

Look at the animals in Exercises 1.1 and 1.2. Are they mammals, reptiles, insects, birds or fish? Tell the class what you think.

2.2 Reading What are they?

Whales are also a type of animal. Are these sentences true (✓) or false (x)?

- | | |
|---|--|
| a. They give milk to their babies. <input type="checkbox"/> | d. They lay eggs. <input type="checkbox"/> |
| b. They live in water. <input type="checkbox"/> | e. Their blood is warm. <input type="checkbox"/> |
| c. Their skin is thick. <input type="checkbox"/> | f. They have six legs. <input type="checkbox"/> |


What type of animal are they?

2.3 Graphic information How do they live?

Here is some more information about animals. Look through the information and find an animal that:

- | | |
|------------------------------------|--|
| a. sleeps for four hours at night. | c. eats insects and fruit. |
| b. lives for twenty years. | d. eats grass and sleeps for five hours. |

How many hours do they sleep?

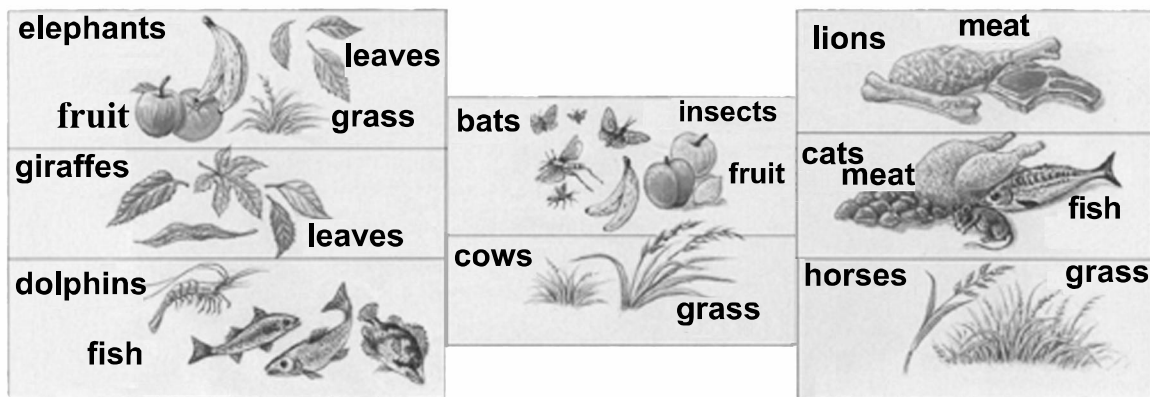


How long do they live?



elephants	dolphins	horses	cows	lions	giraffes	cats	bats
60 years	50 years	25 years	20 years	20 years	20 years	15 years	5 years

What do they eat?



2.4 Practice Ask about the animals

Now, in pairs, ask each other about the animals.

What do elephants eat?	They eat fruit, leaves and grass.
How long do lions live?	They live for 20 years.
How many hours do cats sleep?	They sleep for 13 hours.

3 Listening Which animal is it?

3.1 Listening Which animal is it?

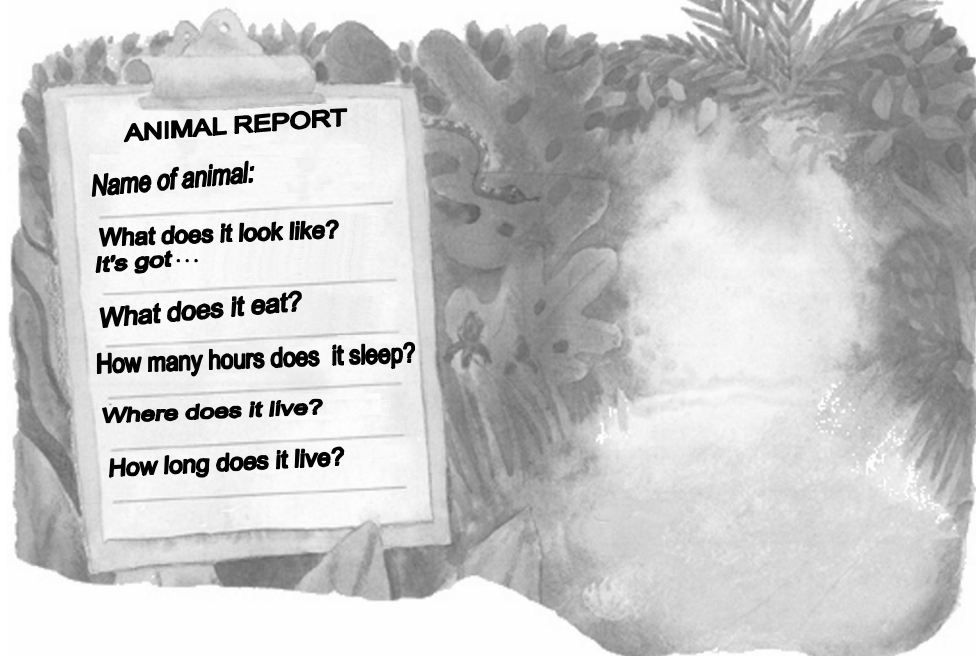


Listen to part of a radio programme about animals.

Which animal are they talking about?

3.2 Speaking Your own radio programme

Imagine you are a famous explorer. You have discovered a very strange animal. Draw a picture of the animal and complete the report. Give the animal a name.



Now imagine that you are on the radio. With your neighbour, prepare a radio interview. You can use the questions to help you.

Act out your interview for the class.

3.3 Asking questions A game about some animals

One person thinks of an animal. The other students ask questions to find out the name of the animal. The person can only say "Yes, it is/does" or "No, it isn't/doesn't".

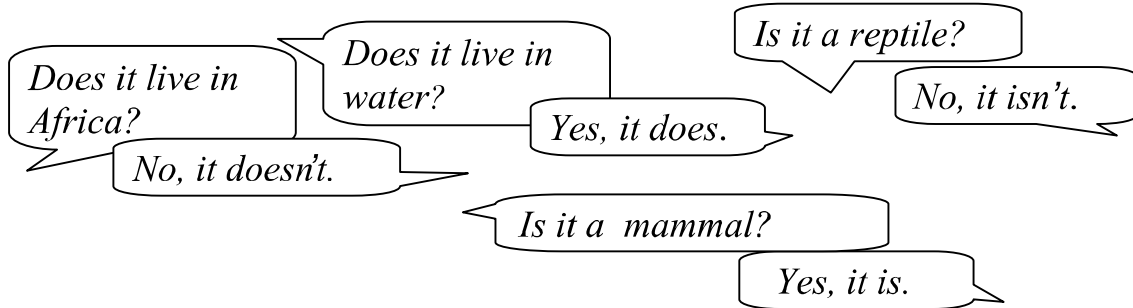
Take turns to think of an animal.

Does it ...

live in Africa? eat meat? eat insects?
live for 20 years ? sleep a lot?

Is it ...

a mammal? a reptile? an insect?
a fish? very big? very small?
a bird?



3.4 Writing Write about some animals

Read this description. Which animal is it?

Now write about three animals.
Give your descriptions to some other students.
Can they guess which animals they are?

This animal is a mammal and lives in Africa.
It sleeps four hours a day and it doesn't eat meat.
It lives for about 20 years.

4 Review Your Language Record

Now complete your *Language Record*.

Write the meanings. Add the missing examples.

Word	Meaning	Example
a mammal		A whale is a mammal .
a bird		There is a bird in the tree.
a fish, fish		Do you like fish ?
a baby, babies		Mammals give their babies milk.
a leg		Insects have six legs .
an insect		Bees are insects .
an egg		Birds lay eggs .
milk		Baby whales drink milk .
water		Fish live in water .
meat		
blood		Reptiles have cold blood .
fruit		
warm		Our blood is warm .
cold		It is very cold today.
to sleep		Bats sleep during the day.

at night		Elephants sleep at night .
during the day		Bats sleep during the day .
How long ... ?		
What ...?		
When ...?		
How many ...?		

Choose some more words from this box. Add their meanings and examples.

a kangaroo a parrot a whale a crocodile a shark a bee
a monkey a cow a sheep a dolphin a lion a giraffe a bat
to fly to lay skin thick a wing a goat a rabbit

Supplementary Exercises

1 Vocabulary Word puzzles

1.1 Find the names

What animal is it? Join the clues to the correct names in the square.
They go down(↓) and across(→).

- a** This animal eats fruit, leaves and grass. It lives for 60 years and it sleeps for four hours at night.

- b** This animal eats meat and fish. It lives for 15 years and it sleeps for 13 hours at night and during the day.

D O G B D E F U E W
P E O P L E R S H S
X E M O G K E Y W H
Z H O R S T F O W E
W C R O C O D I L E
J K P R N K Z C C P
B N C A T J K O O F
E M E F T I P W S D
E H S X E E P N D B
O W E L E P H A N T


- c** This animal eats meat. It lives for 15 years and it sleeps for 13 hours at night and during the day.

- e** This animal eats grass. It lives for 20 years and it sleeps for six hours at night.

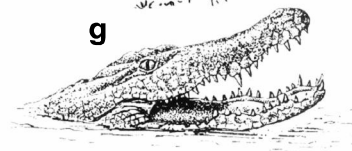
f



d



g



1.2 Make a puzzle

Make a square like the one above for a friend.

Write the words across(→) and down (↓).

2 Classifying Animal groups

Are these animals mammals, reptiles, fish, birds or insects?

Put the name in the correct circle.

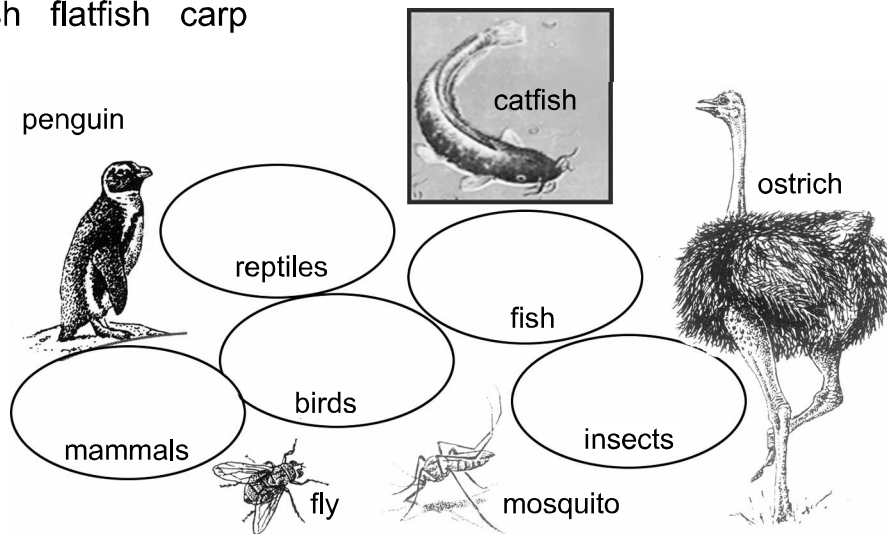
flies cats whales ostriches horses

mosquitoes salmon dolphins tigers

bats crocodiles lions goldfish sharks

flying fish parrots monkeys cows bees penguins rhinoceroses

catfish flatfish carp



3 Say it clearly! /s/, /z/

There are three ways to say 's' in English.

'cats' has a 's' sound. 'bees' has a 'z' sound. 'horses' has an 'ɪz' sound.



Listen and say the words.

's' sound	'z' sound	'ɪz' sound
cats	cows tigers	horses
bats	lions penguins	ostriches
sharks	dolphins bees	rhinoceroses
parrots	whales	



Put these in the correct column. Check your answers with the cassette.

maps boxes books
leaves glasses
shops rivers farms
hours towns buses

's' sound	'z' sound	'iz' sound

4 *Speaking* Talk to Yong Su

Write your answers to Yong Su's questions.

YONG SU: Hello. My name's Yong Su. What's your name?

YOU:

YONG SU: Have you got any pets at home?

YOU:

YONG SU: I've got a dog. A small white dog. Her name is Dallang. Do you like dogs?

YOU:

YONG SU: Well, I think dogs are clever. I've also got a cat. His name's Yaung. He sleeps all day. Do you like cats?

YOU:

YONG SU: What about horses? I can ride a horse. Can you?

YOU:

YONG SU: What's your favourite animal?

YOU:

YONG SU: That's my favourite animal, too!

5 *Reading and writing* Animal reports

5.1 Read and draw an animal

Read the Animal Report about a new animal.

Draw a picture of the animal.



ANIMAL REPORT

Name of animal:

Crocofostrfly.

What does it look like?:

It's got the head of a crocodile. It's got the legs of an ostrich. It's got the wings of a fly. It lays eggs.

What does it eat?:

It eats bananas and fish.

How many hours does it sleep?:

It sleeps ten minutes a week.

Where does it live?:


It lives in trees.

How long does it live?:

It lives about a year.

5.2 Write and draw a picture

Draw a picture of a strange new animal. Write about it.



ANIMAL REPORT

Name of animal:

.....

What does it look like?:

.....

What does it eat?:

.....

How many hours does it sleep?:

.....

Where does it live?:

.....

How long does it live?:

.....

Unit 6

Language focus Questions, possessives

1 Listening Which animal is it?

1.1 Your ideas Some more animals

Here are some more animals.
What do you know about them?
Tell the class your ideas.

a. Where do they live?

in trees in rivers
underground in mountains



A tiger



A humming bird

b. What do they eat?

insects plants
mammals fish



A hippopotamus



A tarantula

c. Where in the world do they live?

in Asia in Africa
in Europe in Antarctica in Australia
in North America in South America

1.2 Listening Which animal is it?



Anne and her friend Pat are looking at the photographs in Exercise 1.1.
Listen. Which animal are they talking about?

ANNE: Gosh! How beautiful!

PAT: Yes, it is.

ANNE: Where do they live?

PAT: In trees, of course.

ANNE: I know that! I mean where in the world do they live?

PAT: Oh sorry. Well, they live in North America and South America.
Countries like Mexico and Brazil.

ANNE: How do they fly like that?

PAT: Well, they move their wings very fast.
 They drink nectar from flowers.
 ANNE: Oh, you're clever! How do you know all this?
 PAT: I've got this magazine at home!
 ANNE: Oh!

2 Grammar Asking questions

2.1 Meaning Types of questions

In Units 1—4, there were questions with the verb 'be' ('am / is / are').

Like this:

Where is the airport? Where are the factories?

In Unit 5 and Unit 6, there are questions with 'do' or 'does'. Like this:

What does it eat? Do insects sleep? How long do lions live?

Look at Units 1—5 again. Find some more questions with 'do' or 'does'.
 Write down five or six examples. What do they mean in Korean?

2.2 Question form Describe the questions

Look at your examples and complete the description.
 Make notes about Present simple questions. Where is the verb? Where is the subject?

Tell the class your ideas.

Present simple questions

Do < +
 Does < + ?


Notes:

2.3 Practice Meaning and form

Work with a partner and do Exercises A, B and C.

A. Which piece goes where?

Choose the correct piece 1–8 for each space A–H.





B. Write a question for each answer.

How long do giraffes sleep?

They sleep about four hours a day.

They sleep at night.

They eat bamboo.

They live in Korea.

No, it doesn't. It eats grass.

No! It's a mammal.

It has eight legs.

No, they don't. But they bite people!

C. Look at Unit 5, Exercise 2.3 and write four more questions about animals. Ask other students to write their answers. You can use these words:

How long ...? How many ...? What ...? Where ...? When ...? Do ...? Does ...?

How long do dolphins sleep?

Dolphins sleep for five hours.

What type of animals have cold blood?

Reptiles have cold blood.

3 Grammar 'my, your, his, her, ...'

3.1 Possessive adjectives What do you say?

How do you say these sentences in Korean?



Words like 'their', 'its', 'your' and 'our' are called *possessive adjectives*. Other possessives are 'my', 'his' and 'her'. In English, there are different possessive adjectives for each person.

3.2 Summary Complete the box

Put the correct possessive adjectives in this box. Add the missing examples and the meanings.

Subject	Possessive	Meaning	Example
I	my		Where is my book?
You (singular)			
He			That's his cow.
She			Her horse is very old.
It			
We			
You (plural)			Where's your teacher?
They			

You can also make possessives with names of people or things:


Il Nam's book Anne's house the boy's hair

3.3 Practice Use the correct possessive adjective

Work in pairs. Take turns to start.

A: *Whose dog is this?*

B: *It's his dog.*



4 Language functions Making new friends

4.1 Your ideas Mona makes a new friend

There is a new girl in Mona's school. What questions can Mona ask her?

Make a list.

What's ...? Have you got ...? Do you like ...? Where ...?

4.2 Inviting Mona's questions



Listen. How many of your questions does Mona ask?

MONA: Hello. What's your name?

SOPHIE: Sophie. What's your name?

MONA: Mona. Do you want a sweet?

SOPHIE: Thanks.

MONA: Do you want to play volleyball?

SOPHIE: I don't know how to play.

MONA: It's easy. I can show you.

SOPHIE: OK. Let's go.

MONA: Where do you live?

SOPHIE: In Prospect Street.

MONA: That's near my house. Do you want to come to my house tomorrow?

SOPHIE: I don't know. I can ask my dad.

MONA: All right. What's your telephone number?

SOPHIE: We haven't got a telephone.
I can ask him after school.

MONA: OK.

4.3 Practice Invite your partner

Now you try it. Work with a partner. You can change Mona and Sophie's dialogue. Act out your dialogue for the class.

Do you want a sweet? a piece of chewing gum? a biscuit?
Do you want to play volleyball? football? basketball?
Where do you live? In ...
What's your telephone number? It's ... I can ring you later.

5 Review Your Language Record

Now complete your *Language Record*.

Making new friends Write the meanings.

Do you want ...?

Do you want to play ...?

I don't know how to

Let's go.

Where do you live?

What's your telephone number?

Present simple questions

Write some examples in the table.

	do/does	Subject	Verb
How many legs	do	insects	have?
Where	does	that cat	live?
When			
What			

Possessive adjectives


Fill in the possessives.

I → my	we → ...
you →	you →
he →	they → ...
she →	
it →	


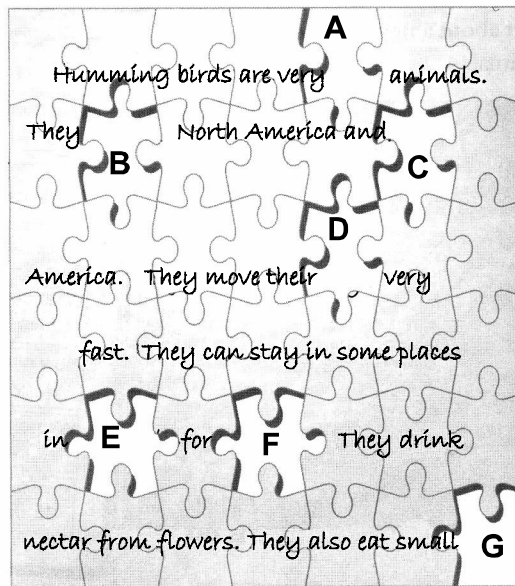
Supplementary Exercises

1 Reading Find the missing piece

Read about humming birds. Put in the missing pieces.



Listen and check your answers.



2 Present simple Questions

2.1 What's the question?

Write the full questions.

- Tigers live in Asia.
- They live for 15–20 years.
- Tigers sleep during the day and hunt at night.
- Tigers eat meat, including monkeys, deer and buffalo.
- An adult tiger can eat over 50kg of meat in one night.
- Tigers normally have two to four cubs or babies.
- They live with their mother until they are three years old.

- | | |
|---------------------------------|--------------------------|
| a. <i>Where do tigers live?</i> | b. <i>How long.....?</i> |
| c. <i>When.....?</i> | d. <i>What.....?</i> |
| e. <i>How much.....?</i> | f. <i>How many.....?</i> |
| g. <i>How long.....?</i> | |



2.2 Write some questions

A new student comes to your school. What can you ask?

Write some questions.

You can use these words:

dog cat swim chocolate
live play the guitar dance
piano sing walk to school paint

Where do you live?
Can you play the guitar?
Do you like?
Have you got?

3 Possessive adjectives 'my, his, her, your, their' and 'our'

3.1 Fill the gap



3.2 Check that you understand

Write the conversation in Korean.

GIRL: When can you come to our house?
BOY: I don't know. What can we play there?
GIRL: We can play with my brother's cat.
BOY: What's its name?
GIRL: Tiger.
BOY: Have you got an animal?
GIRL: Yes. I've got a crocodile. His name is Fang.
BOY: Oh!
GIRL: My sister likes Fang a lot. He sleeps in her bed.
.....
BOY: Ugh!
GIRL: Can you come to our house after school?
BOY: No, I can't!




Talk to the girl.

4 Say it clearly! /s/, /z/ and /ɪz/

Remember the three ways to say 's' in English: /s/ in 'its', /z/ in 'is' /ɪz/ as in 'boxes'.



Listen. Write /s/, /z/ or /ɪz/.



Now you say it. Listen to the cassette again.

5 Inviting Talk to David



Look at the pictures and talk to David.

DAVID: Hello. What's your name?

YOU:

DAVID: My name's David.

YOU:

DAVID: No, thanks. I don't like chocolate.

YOU:

DAVID: I live in Hill Road.

YOU: *after school?*


DAVID: I don't know. I can ask my mum.

YOU:

DAVID: It's 675432.


YOU: I can ring you later.

DAVID: Great!



Unit 7

Culture matters Life in the countryside



Horizon of the Handure Plain

1 *Listening* Working in the country

1.1 *Your ideas* About our country

Look at the picture.

Does your countryside look like this?

What types of farms are there in our country? Do people go to the countryside in their free time? What do people do there?

1.2 *Listening* Working in the country

Farming is very important in every country. Some farms produce cereals and other farms produce milk and meat.

Here is a cow farm in the countryside in Britain.

Henry Wilson works in this farm. Here are some things he does in April. In what order do you think he does them?

Put 1, 2, 3, etc. in each picture.



Listen. Henry is talking about his day. Write the time he says in each box in the pictures.

Was your order correct?



C He gets up.



D He milks the cows and cleans the milking shed.



A He puts fertilizer on the fields.



B He has breakfast.



E He has dinner.



F He goes to bed.



G He has lunch.



H He checks the equipment and does repairs.



I He takes his calves to the market.



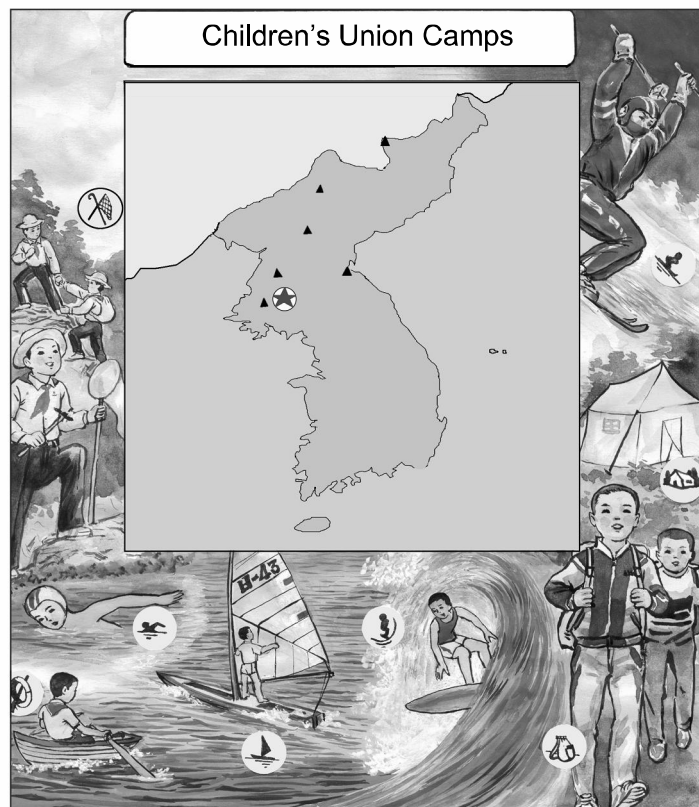
J He milks the cows.

2 Reading and writing Relaxing in the country

Many students in our country have a great time in the Children's Union Camps. There are 5 very big camps and students all over the country like to go there. Some students go climbing or go swimming. Other students do different sports.

Here are some of the things you can do in the Children's Union Camps. If you went there, what would you like to do?

I would like to ...



Look at the map and find out where you can do different activities.

With your neighbour, write a letter to get more information.

Ask your teacher to send some of your letters to the Children's Union Camp in Mt. Myohyang. See what you receive.

your address
date

Dear Sir or Madam
Please can you send us some
information about holidays in ...?
We would like to ...

Thank you.

Best wishes.

your name

Pyongyang Middle
School No.1
Sinwon-dong
Pothonggang District
26th July

Dear Sir or Madam
Please can you send us some
information about camping routine of
Mt. Myohyang? We would like to go
camping and go climbing next summer.
Please can you also tell us about
camping date?

Thank you.

Best wishes.

Mi Gyong

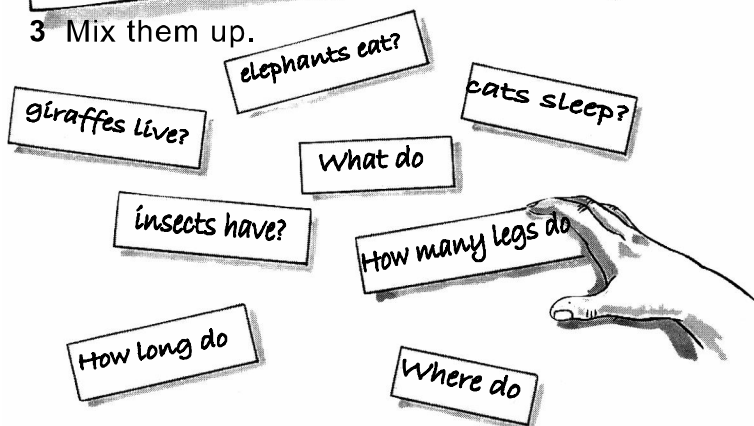
Supplementary Exercises

1 Cut and mix

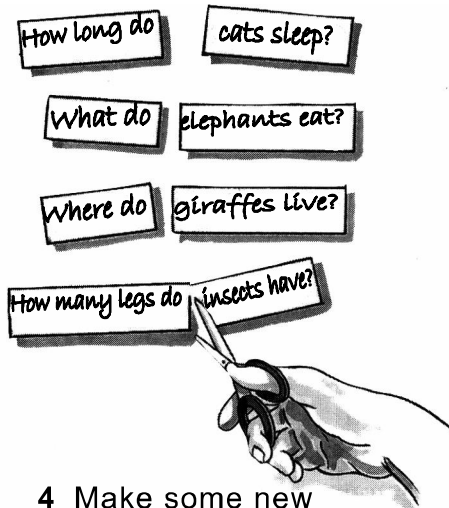
- 1 Copy some questions onto a piece of paper.



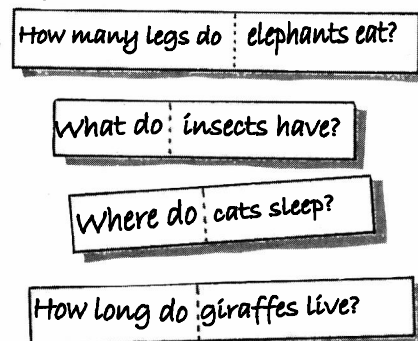
- 3 Mix them up.



- 2 Cut up the papers.



- 4 Make some new questions.



Now you try it. Use these questions.

How long do cats sleep?
What do elephants eat?

How many legs do insects have?
Where do giraffes live?

How many new questions can you make? Write them here.

.....

.....

.....

.....

Find five more questions. Make some new questions. Write them here.

.....

.....

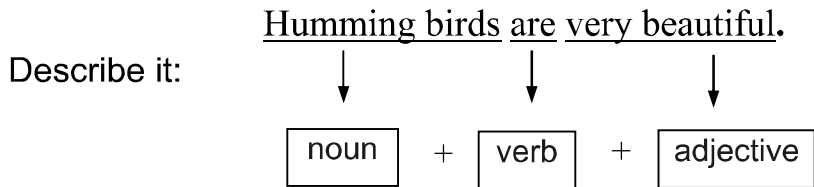
.....

.....

.....

2 Write your own sentences

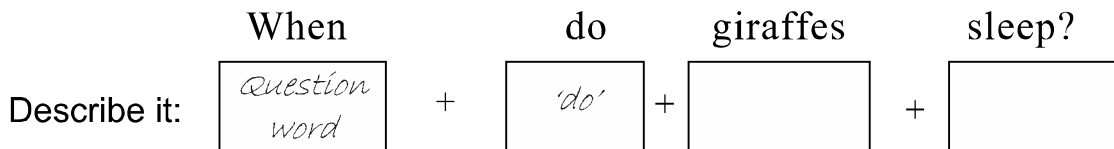
Take a sentence from your text:



Write five more:

a. Giraffes are very tall. b. Elephants ... c. My school ... d. I ... e. ...

Now you try it with this sentence:



Write five more:

.....

.....

.....

.....

.....

Find another sentence.

Describe it : + +

Write five more:

- | | |
|---------|---------|
| 1. | 4. |
| 2. | 5. |
| 3. | |

Well done!

Unit 8

Revision and Test (Units 5—7)

Revision

1 Present simple questions What's the question?

A. Here are some questions about elephants. Join them to the right answers.

<p>1 How long does an elephant live?</p> <p>2 What do they eat?</p> <p>3 What do they look like?</p> <p>5 How many hours do they sleep?</p>	<p>4 Where do they live?</p>	<p>a They've got big ears, thick skin and a long trunk.</p> <p>b In Africa and India.</p> <p>c For about sixty years.</p> <p>d Fruit, leaves and grass.</p> <p>e About four hours.</p>
---	----------------------------------	--

B. Look at the picture. Praying mantises are very strange creatures. What questions can you ask about them?

Where ...? What ...? How ...? Do ...?

C. Now read about praying mantises.

How many of your questions can you answer?



PRAYING MANTISES are a type of insect. They live in many parts of the world, including the rainforests of South America and the deserts of Africa. They eat small insects and spiders but some big mantises eat small frogs and birds. Some mantises eat other mantises. They start with the

head first so that they cannot get away. Mantises come in many different colours. Some of them are very beautiful. The flower mantises from Africa look like flowers. Insects land on them to get food but, instead, the mantises eat them! Mantises live for about five to seven years.

2 Numbers What's the number?

A. Write the numbers in words.

41 *forty-one* 88

97 19

32 90

20 twenty 70 seventy

30 thirty 80 eighty

40 forty 90 ninety

50 fifty 100 a hundred

60 sixty 101 a hundred and one

B. What's the answer?

forty-two + ten = *fifty-two*

twelve + twelve =

ninety – twenty =

sixty + thirty =

nineteen + eighty-one =

seventy – fifteen =


eighty-eight + thirteen =

thirty-five – seventeen =

ninety-seven – twenty-six =

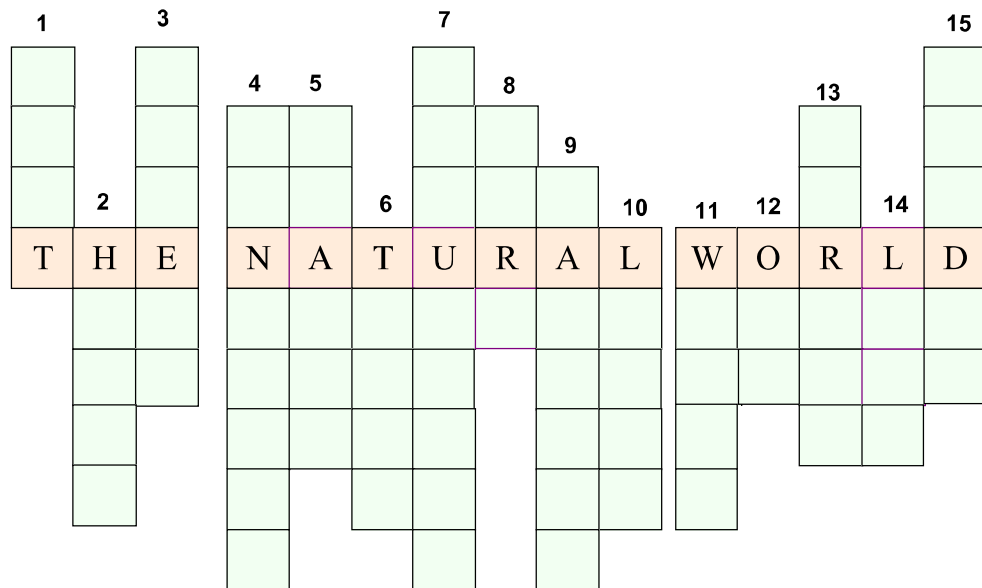
3 Possessive adjectives This is my family

Fill in the missing words. Look back at your *Language Record* for help.



4 Vocabulary What's the word?


1. Lions eat
2. Cows sleep for about eight
3. An has got six legs.
4. An animal that lives in Australia
5. Giraffes eat
6. Birds live in
7. A humming bird is a b..... animal.
8. A parrot is a type of
9. Dolphins and whales are
10. Wild animals that live in Africa
11. Fish live in
12. blood is warm.
13. Bats sleep the day.
14. How do cows live?
15. They eat bamboo.



Test

1 Writing about animals How they live


Read about elephants.



Elephants live in Africa and India. They are mammals and they are very big. They live for about 60 years. They don't eat meat. They only eat fruit, leaves and grass. They sleep for about four hours at night.

Now write about dolphins.

See Unit 5 for some information.



.....

.....

.....

.....

2 *Inviting* Come to my party!



There is a new student at your school.

Write your answers and then talk to him.

Invite him to your birthday party.

PETER: Hello. My name's Peter.

YOU:

PETER: Do you want a sweet?

YOU:

PETER: I've got two more friends with your name. They live
near the town-centre.

Where do you live?

YOU:

PETER: Oh. I don't know that area.

What is it near?

YOU:

PETER: Oh yes.

YOU: (invite him to your birthday party)

PETER: Yes, please! At what time?

YOU:

PETER: Great. What's your telephone number?

YOU:

PETER: My number is 232675. See you at the party! Bye.

YOU:

3 'my/his/her/their', etc. Meet the family

Fill the gaps.

1. Hello! Let me show you ... house. You can also meet ... family.

2. I sleep in here with ... brother. This is ... bedroom. Do you like it?


3. My sister sleeps in here. This is ... bedroom.

4. My parents sleep in here. This is ... bedroom. Shhhhh! We have a new baby. Look! He sleeps in ... bed in parents' bedroom.

5. We also have a cat. It sleeps in ... bed.

6. We have two dogs. They sleep here in the garden in ... little house.

7. This is ... car. It's ... first new car.



4 Asking questions What is it?

Here is a very strange animal. What questions can you ask about it?

Write down six questions.

What


Where

How

Why

When

How long



Ask your teacher next lesson.

He/She has the answers!

A picture dictionary (2)

Label the animals.

elephant

b.....

g.....

w.....

h.....

c.....

k.....

f.....

d.....

i.....

c.....

What's the verb?

s.....

f.....

give

What's the time please?

a.....

e.....

l.... eggs

p.....

d.....

What's the noun?

b.....

milk

w.....

s.....

e.....

p.....

f.....

b.....

p.....

m.....

f.....

f.....

i.....

What's the adjective?

beautiful

w.....

c.....

c.....

5

2+2=4

e.....

Theme C The way we live

Unit 9

Topic Food matters



1 Your ideas The foods you like

What is your favourite food? Which foods do you think are good for you? Why? Which foods don't you like? Which foods do you think are bad for you? Why?

2 Reading The food you eat

2.1 Reading The food you eat

Work by yourself. Write down your answers to the questions.
Compare answers with other students in your class.

WHAT DO YOU EAT?

1 How many meals do you eat every day?

- ☐ a three or more
- ☐ b two
- ☐ c one



3 How often do you eat vegetables or salad?

- ☐ a three times a day
- ☐ b once or twice a day
- ☐ c three or four times a week (or less)




5 How often do you drink cider or other 'fizzy' drinks?

- ☐ a almost every day
- ☐ b three or four times a week
- ☐ c once or twice a week (or less)



2 How often do you eat fruit?

- ☐ a three times a day
- ☐ b once or twice a day
- ☐ c three or four times a week (or less)




4 How often do you eat fried foods?

- ☐ a almost every day
- ☐ b three or four times a week
- ☐ c once or twice a week (or less)



6 How often do you eat sweets?

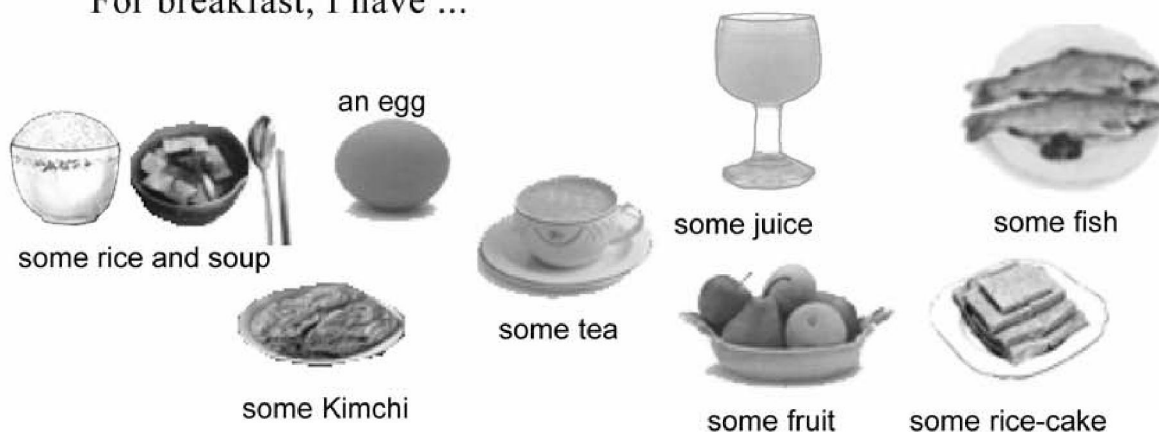
- ☐ a almost every day
- ☐ b three or four times a week
- ☐ c once or twice a week (or less)



2.2 Vocabulary How do you start the day?

What do you have for breakfast? Tell your neighbour.


For breakfast, I have ...



2.3 Vocabulary Some more things to eat

Do you know the name of these foods? Label the pictures.

rice bread butter fish eggs fruit
rice-cake sugar meat vegetables
noodle Kimchi potatoes



When do you usually eat them? Make three lists.

Compare your lists with other students in your class.

for breakfast	for lunch	for dinner
.....
.....
.....
.....
.....
.....

3 Reading Eat well, stay healthy

Read about the foods we eat.

Do you eat all of the 'seven important things'?



You can hear the article on the cassette.

EAT WELL, *Stay Healthy*

Good food has seven important things.

CARBOHYDRATES give you energy.

There are carbohydrates in rice, noodle, bread, sugar and potatoes.

FATS make you strong and give you energy. There are fats in meat, butter, cheese and oil.

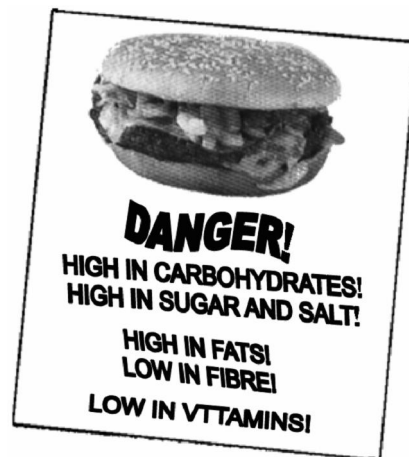
VITAMINS are important for your eyes, your skin, your bones, your hair and for other parts of your body. There are 13 types of vitamins (A, B, C and so on). There are vitamins in many types of food.

PROTEIN helps you to grow and gives you energy. There is protein in meat, fish and milk.

WATER is important for your blood. It also cleans your body from the inside. Drink lots of water every day!

MINERALS make your bones and teeth strong. There are different types of minerals in milk, vegetables, eggs, meat, cereals and many other foods.

FIBRE cleans the inside of your body. There is fibre in nuts, beans and cereals.




4 Practice


You can work by yourself, with a partner or in a small group.

4.1 Vocabulary A puzzle


Can you complete the puzzle? What word do the clues spell?

Write a puzzle for other students in your class. Choose a long word and think of words to go across. Write the clues and put the answers on the back.


1 


2 

3 Fats make you strong and give you **e...**

4 

5 Protein helps you to **g...**


6 


7 

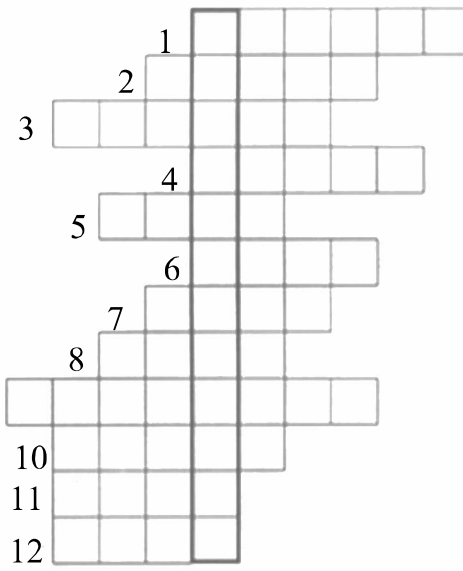
8 Fibre helps to clean the inside of your **b...**

9 **M...** are important for your bones and teeth.

10 Some people put this in tea or coffee.


11 

12 



4.2 Writing Write a menu

Read the article in Exercise 3 again. Write a healthy menu for a day that has the seven important things. Write a list for each meal.



5 Review Your Language Record

Now complete your *Language Record*.

Write the meanings. Add the missing examples.

Word	Meaning	Example
a meal		How many meals do you eat a day?
a sweet		Do you want a sweet ?
a vegetable		Do you like vegetables ?
a body		Fats make your body strong.
bread		Bread has a lot of fibre in it.
sugar		Do you have sugar in tea or coffee?
meat		Do you eat meat ?
breakfast		What time do you have breakfast ?
lunch		
dinner		When do you have dinner ?
important		
less		I eat sweets less than once a week.
often		How often do you eat fruit?
give		Carbohydrates give you energy.
make		Fats make you strong.
clean		
Kimchi		Everybody likes Kimchi .
help		
rice		
soup		
noodle		
glutinous rice-cake		

Choose four more words. Write some examples and the meanings.

cheese	an egg	fruit	a potato			
oil	eyes	skin	bones	teeth	hair	healthy
different	milk	once	twice	three times		

Supplementary Exercises

1 Vocabulary What's the word?

1.1 Find the words

Can you find the names of the foods in the puzzle? There are 12 words.

F	I	S	H	T	G	C	G	S	R	F	R	H	N	U
E	R	G	A	F	T	H	V	R	I	S	M	E	A	T
B	U	T	T	E	R	E	A	W	C	Q	V	N	M	H
I	D	O	R	J	U	E	U	I	E	O	P	L	M	D
C	E	R	E	A	L	S	S	U	Q	Z	E	G	G	S
B	E	R	D	F	G	E	J	S	W	Q	Z	X	D	F
R	E	M	F	H	K	V	P	O	T	A	T	O	E	S
E	R	I	T	I	G	F	R	U	I	T	L	I	P	N
A	Y	L	T	E	D	T	U	I	O	P	L	M	D	S
D	W	K	R	V	E	G	E	T	A	B	L	E	S	G

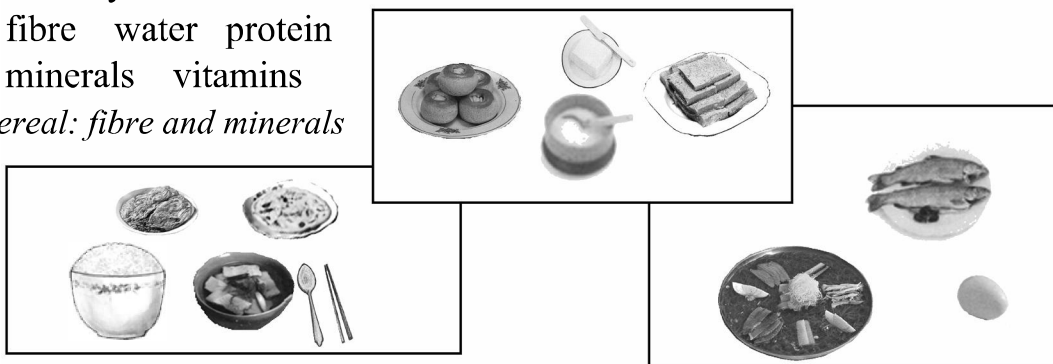


1.2 Label the food

This is what Chol Nam eats in a day.

Label the food. Say what is in each one (See Ex.3).

carbohydrate fats
fibre water protein
minerals vitamins
.cereal: fibre and minerals



Does Chol Nam eat well? Complete one of the sentences.

Yes, because

No, because

2 Speaking Talk to Linda

Write your answers to Linda's questions.

Tell her about your lunch or dinner.

LINDA: Hello, how are you?

YOU:

LINDA: I'm fine. It's nearly time for lunch.

Do you know what I have for lunch?

YOU:

LINDA: I have vegetable soup and fresh bread. It's delicious!

What do you have?

YOU:

LINDA: Mmmm, I like that too.

How many meals do you eat every day?

YOU:

LINDA: I usually have three meals a day. Do you eat between meals?

YOU:

LINDA: Sometimes I have an apple or a biscuit. Oh, look at the time!

It's time to eat! Bye!

YOU:



Talk to Linda on the cassette.

3 Reading Read about food and energy

FOOD GIVES YOU ENERGY

It is important that your food has carbohydrates, fats, fibre, water, protein, minerals and vitamins. But it is also important that you don't eat too much or too little.

Calories per day

Boys		Girls	
9-11	2 200	9-11	2 200
12-14	2 650	12-14	2 150
15-17	2 900	15-17	2 150

Food gives you energy.

We talk about energy in calories .

Different foods have different numbers of calories.

Look at the table.

How many calories do you need?.....

If Yong Su eats 100g of rice and 50g of egg soup, 70g of fish, 100g of Kimchi, and 150g of apple for breakfast, how many calories is that?

rice (100g)	100	apple (100g)	210
flour (50g)	157	tomato (100g)	85
fish (100g)	100	egg (100g)	699
potato (100g)	50	meat (100g)	74
spinach (100g)	126	Kimchi (100g)	150

Find out how many calories you eat for breakfast, lunch and dinner in a day.

4 Reading Complete the table

Every day, you use energy when you work, sleep, eat and play.
Look at the clocks.


MORNING

studying
75cal/h

eating lunch 75
calories/hour

walking to
school
340cal/h

getting up
75cal/h




going to bed
160cal/h

singing
275cal/h

sleeping
65cal/h

EVENING



playing games
400cal/h

doing homework
75cal/h

Think about your day. How many calories do you use?

For example

Activity	Time	Cal/h	Total
Sleeping	8 hours	65	520
Getting up	30 minutes	160	80
In class, at school	5 hours	75	375

Complete the table.

Activity	Time	Cal/h	Total

5 Say it clearly! /i:/

Smile and say:



'Cheese' has a long /i:/ sound. These words have the same sound.

Listen. Put a line under the long sound.

cheese meat sweet eat meal

week beans clean teeth



Listen again. Now you say the words.

Say these sentences:

I like meat and cheese in my evening meal.

I like to eat sweets.

I like to clean my teeth.



Listen to the sentences on the cassette.

Unit 10

Language focus 'some' and 'any', pronouns

1 *Listening* What are they making?

1.1 *Your ideas* Can you cook?

Do you like cooking? Do you know any recipes? Tell the class.

1.2 *Listening* What are they making?



Look at the recipes and listen.

Pat and Anne want to make something. What is it? Can they make it?
What can they make?

SHORTBREAD BISCUITS

You need:
350g of flour
225g of butter
100g of sugar
some salt

PANCAKES

You need:
2 cups of flour
1 cup of milk
1 cup of water
1 egg

PAT: OK. Let's see. What do we need? Have we got any flour?
ANNE: Yes. We've got lots of flour. Here.
PAT: Good. We need some butter, too. Have we got any butter?
ANNE: Some butter... butter... We've got a lot of milk, but butter ...
Ah, yes. Here we are.
PAT: Excellent.
ANNE: We've got six eggs. Do you want them?
PAT: Er ... no. We don't need any eggs. Sugar?
ANNE: Sugar ... sugar... sugar. No! We haven't got any sugar.
PAT: Oh no! I know! We can make ...

2 *Grammar* What have we got?

2.1 *Your ideas* What do you say?

How do you say these sentences in Korean?

We've got some eggs. We haven't got any butter.

Have you got any sugar?

What do 'some' and 'any' mean in Korean?

2.2 'some' and 'any' A grammar puzzle

When do you say 'some'? When do you say 'any'?

Read the example sentences. With your neighbour, work out a rule.

Have we got any flour?	I don't need any eggs.	For breakfast, I have
Have we got any butter?	I haven't got any sugar.	some rice and soup.
Do we need any eggs?	I haven't got any sweets.	We've got some eggs.

You say 'some' when ... You say 'any' when ...

Compare your rule with other students. Then compare it with the rule that your teacher has.

2.3 Practice 'some' and 'any'

First, label the things in this picture.

rice soup fish eggs noodle
rice-cake apples Kimchi



Now, test your memory. Look at the picture for a few moments.

Try to remember what is in it. Then close your book.

Your teacher will say the names of some foods. Write a sentence about each one. For example:

bread *There isn't any bread in the picture.*

apples *There are some apples in the picture.*

Check the picture to see if you are right.

3 Grammar 'them, it, her, him'

3.1 Your ideas What do you say?

How do you say these sentences in Korean?

Vitamins are important. You need them. That's Man Ho. Do you know him?

This is my new book. Do you like it? There's Yong Ok. Can you see her?

Words like 'them', 'it', 'him' and 'her' are called object pronouns.

Draw a line to show what each one talks about.

Vitamins are important. You need them.

3.2 Practice What do you like?

Work with your neighbour. Ask each other about the pictures.

Do you like ...?

I	like don't mind hate	it. him. her. them.	I think	it's he's she's they're	nice. beautiful. OK. interesting. boring. horrible.
---	----------------------------	------------------------------	---------	----------------------------------	--



cats



Geography



football




juice



spiders



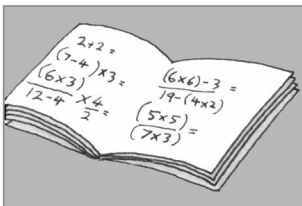
milk



fish



vegetables



Maths



dogs



sweets



noodle

4 Language functions Likes and dislikes

4.1 Your ideas Sophie visits Mona's house

Sophie is in Mona's house.

What do you think they are talking about?

4.2 Listening Are you right?



Listen. Are you right? Do you like Mona's music?

MONA: Well, this is my bedroom.

SOPHIE: Oh ... er, it's very nice.

MONA: No, it's not! It's terrible!

SOPHIE: Well, yes ...
 MONA: But I like it. I've got a new CD.
 Do you like them?
 SOPHIE: I don't know them.
 MONA: What! Listen. What do you think?
 SOPHIE: Well, it's not my favourite music.
 MONA: Oh, yeah. They're nice. Here. Listen to this. Do you like it?
 SOPHIE: Pardon?
 MONA: Do you like it?
 SOPHIE: Well, it's OK.
 MONA: Pardon?
 SOPHIE: No, I don't like it.
 MONA: Oh, OK.

4.3 Practice Do you like it?

Now you try it. Work with a partner. Talk about your friend's things.
 You can change Mona and Sophie's dialogue.
 Act out your dialogue for the class.

Do you like it/them?
I think it's/they're nice terrible beautiful interesting
boring horrible ...
Have you got any ...?

This is my ...

house



bedroom



pet cat



pet dog



rabbit



These are my ...

pens



books



cars



dolls



5 Review Your Language Record

Now complete your *Language Record*.

Likes and dislikes Write the meanings.

Do you like?
 I like it.
 I don't mind it.
 I don't like it.
 I think it's nice/beautiful/OK/
 interesting/boring/horrible.

'some' and 'any' Write more examples.

(Look at the picture in Exercise 2.3.)

You use 'some' for positive sentences.

We've got some eggs.

.....

You use 'any' for questions and negatives.

We haven't got any apples.

.....

Have we got any butter?

Complete the table and the examples.

S	O	Example		S	O	Example
I	me	Can you tell me the time?		It	it	Have you got ...?
You (<i>sing.</i>)	My parents like you.		We	us	Good food is important for
He	Do they know ...?		You (<i>pl.</i>)	I have some plants for you.
She	Can you see ...?		They	them	We need!

Supplementary Exercises

1 Reading Choose the right sentence

Put sentences A—E in the correct place.

(See Exercise 1.2.) What does Anne say?

Pat and Anne want to make shortbread biscuits.

PAT: OK. Have we got everything we need?
 ANNE: []
 PAT: First, we need some sugar.
 ANNE: []
 PAT: Good. And flour?
 ANNE: []
 PAT: That's fine!
 ANNE: []
 PAT: No, we don't. Butter. Is there any butter?
 ANNE: []
 PAT: Not again! I know, we can make ...

- [A] Well, we've got about half a kilo.
 [B] Butter. Er... Oh no! We haven't got any butter!
 [C] I don't know. What do we need?
 [D] We've got some milk and eggs. Do we need them?
 [E] Yes, yes. We've got lots of sugar.



Listen and check your answers.

Can they make shortbread? What can they make?

2 'some' and 'any' What have we got?

2.1 Write some sentences

What's on the table? Look
 at the picture and write
 some sentences.



- a. rice —soup: *There is some rice and some soup.*
 b. potatoes —meat: *There are some potatoes but there isn't any meat.*
 c. sweets —apples:
 d. fish —sugar:
 e. Kimchi —fruit:
 f. butter —rice-cake:
 g. eggs — water:.....

2.2 Find the right bag

Write the correct letter 1–4 by each bag.

1.....



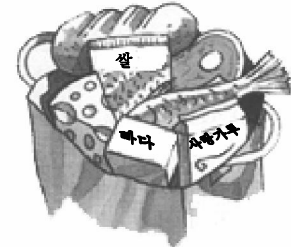
2.....



3.....



4.....



a. In this bag, there are some potatoes, some eggs, some meat and some rice. There is also some sugar, some flour and some milk. There isn't any cheese.

b. In this bag, there is some rice, some sugar, some butter and some bread. There is also some meat, some fish and some cheese. There isn't any water and there aren't any eggs.

c. In this bag, there are some eggs, some potatoes, some bananas, and some sweets. There is also some water, some milk and some sugar. There isn't any butter and there isn't any bread.

d. In this bag, there are some eggs, some potatoes, and some bread. There is also some rice, some butter, and some juice. There aren't any bananas and there isn't any meat.

3 Object pronouns and possessive adjectives Helen's dog

Write the conversation in Korean.

GIRL: Hello.

BOY: Hello. This is Helen's dog. Do you know where she is?

GIRL: No, I don't.

BOY: Do you know her telephone number?

GIRL: No, I don't.

BOY: Well, do you know where her brother is?

GIRL: No, I don't!

BOY: Do you know their house?

GIRL: No, I don't!

BOY: Well, I have their dog.

Can you give them my telephone number?

GIRL: No, I can't!

BOY: Why not?

GIRL: Because I don't know Helen and I don't know you!



Talk to the girl on the cassette.

4 **Say it clearly! le!**



All these words have the same sound. Listen and say the words:

any many pen when ten get let west leg egg



Listen and say these sentences.

Have you got **any** eggs? Can you get ten pens?

An insect has six legs.

5 **Talking about likes and dislikes** Talk to Linda



Read Linda's questions. Then talk to her on the cassette.

LINDA: Hello! How are you?

YOU:

LINDA: I've got a new cassette. Do you like music?

YOU:

LINDA: I like some types of music. Listen. This is my new cassette. Do you like it?

YOU:

LINDA: Oh no! It's the wrong cassette! This is my cassette. Do you like it?

YOU:

LINDA: I think it's really nice. Listen. This is my brother's music.

What do you think?

YOU:

LINDA: Well, I don't mind it. Sometimes it's nice.

He plays a lot of classical music. What's your favourite music?

YOU:

LINDA: Oh, yes. I like that too. I must go now. It's time to eat. Bye!

YOU:

Unit 11

Culture matters Life at home



1 Reading Two families

1.1 Your ideas About our country

Where do most people live in our country? In flats or in houses?

Look at these pictures. Do the houses and flats in your area look the same?

1.2 Deducing Two families

Mr Kim and Mrs Ri live in Pyongyang. Mr Kim is a school teacher. Mrs Ri works in a bank. They have two children. Chol Su is 7 and Sun Yong is 12.

Mr Chon and Mrs Pak live in Taedong County. They have three children – a boy and two girls. Mi Ok is 18, Mi Sun is 14, Hyon Chol is 8. Mr Chon is a doctor in a hospital.

What type of house do you think the Kims have? What type of house do you think the Chons have? Do you think they have a garden? Tell the class your ideas.

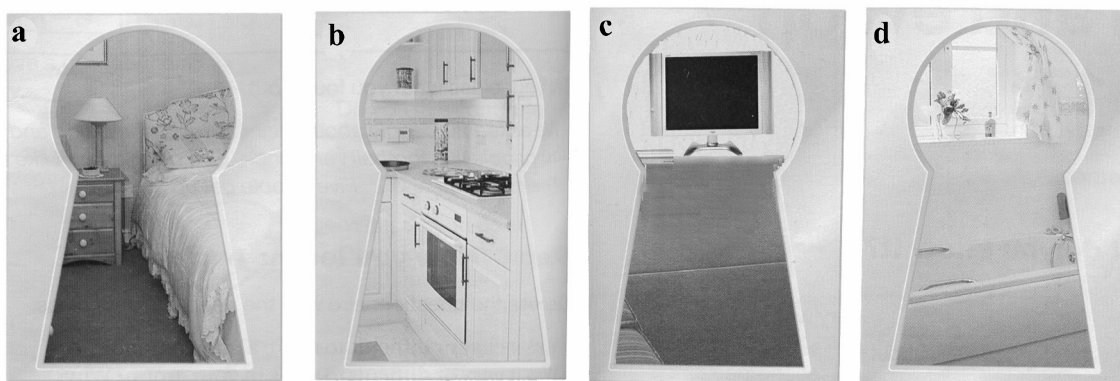
2 Reading At home

2.1 Vocabulary At home with the Chons

The Chons live in a modern house. They have a kitchen and a bathroom. They have a living room and three bedrooms. They also have a small garden at the front of the house and a bigger garden at the back.

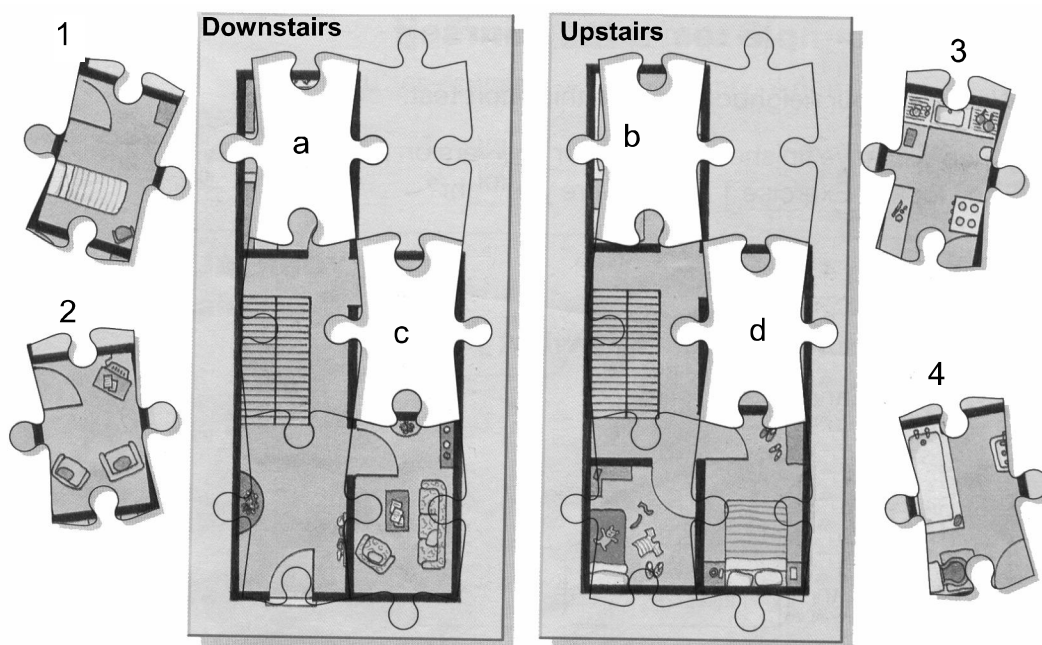
Here are some rooms in the Chons' house. Can you label them?

bathroom bedroom kitchen living room



2.2 Reading At home with the Greens

Here is a plan of the Greens' house. Put the pieces in the correct places.



The Greens live in a small, terraced house. Their house is more than 100 years old. They have a small garden at the back of their house. Upstairs, there are a bathroom and three bedrooms. Downstairs, there are a kitchen, a living room and a room where the television is.

3 Listening In the living room

Here is a picture of a living room. Can you label each part?


a wall	a bookcase
curtains	a carpet
a sofa	a table
a chair	a lamp
a vase	a fireplace

What do you have in your living room? Tell the class.



Mrs Green is talking about her living room.

What is in it?




Supplementary Exercises


Help yourself with vocabulary

1 Make a word bag

a. Copy some new words onto cards.



b. Write the meaning in Korean or draw a picture on the back.



c. Put the cards in a bag.



d. Take one out and test yourself!



Now you try it! Make cards with the words from the *Language Record* in your book.

Put them in a bag and test yourself.

2 Make a jigsaw

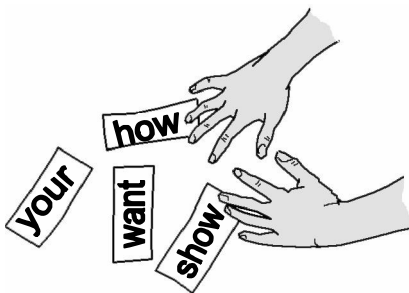
a. Copy a text from your book.



b. Cut out some words.

MONA: Hello. What's name?
 SOPHIE: Sophie. What's your name?
 MONA: Mona. Do you a sweet?
 SOPHIE: Thanks.
 MONA: Do you want to play volleyball?
 SOPHIE: I don't know to play.
 MONA: It's easy. I can you.
 SOPHIE: OK. Let's go.
 MONA: Where you live?
 SOPHIE: In Prospect Street.
 MONA: That's my house. Do you want
 to come to my house tomorrow?
 SOPHIE: I don't know. I can my dad.
 MONA: All right. your telephone
 number?
 SOPHIE: We got a telephone. I can
 ask him school.
 MONA: OK.

c. Mix them up.



d. Put the words in the right place! Check your answers and do it again.

Now you try it! Copy a text from Units 1—11.



Unit 12

Revision and Test (Units 9—11)

Revision

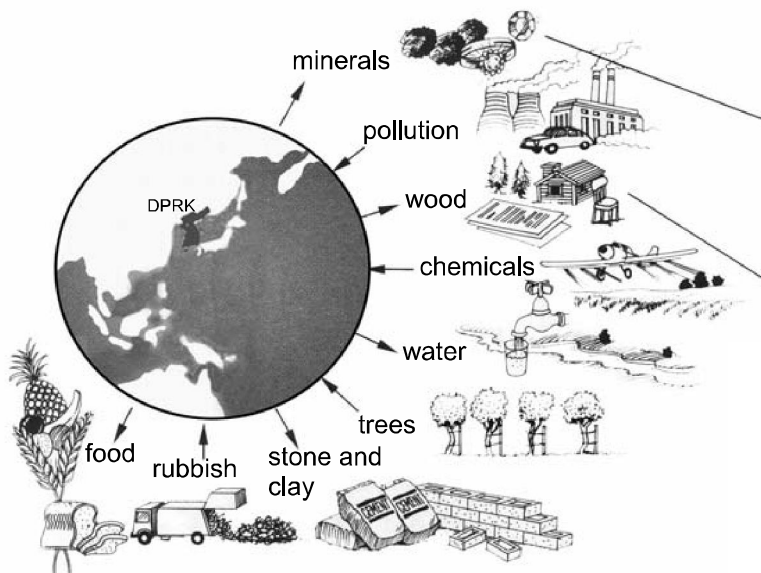
Read about life on the Earth. Complete the exercises.

LIFE ON THE EARTH

Every day, the population of the Earth gets bigger. In 1950, the population was about three thousand million (3 000 000 000). Now, it is about six thousand five hundred million (6 500 000 000) and it is growing faster. It is important that we look after the Earth. We need it!

The Earth gives us a lot of things. We also give the Earth a lot, but some of the things are not good.

In nature, when something dies, other animals and plants get food from it. Every animal or plant gives food for other animals or plants. Unfortunately, animals can't get food from many of the things that we 'give' the Earth. Animals, insects and plants can't eat metal, plastic and glass. These things will stay in the ground for many, many, many years.



1. Find out! What is the population of our country?
Now.....
10 years ago?
20 years ago?


2. Write down 3 things near you now that come from minerals:
.....
.....
.....

wood:
.....

3. Write down 3 foods that you eat that come from nature:
.....
.....
.....

LOOK AFTER THE ENVIRONMENT...

Some rubbish is very dangerous.
It can poison plants and animals.
Some animals eat plants.
Some animals eat other animals.
If one plant or animal dies, many animals
can die.

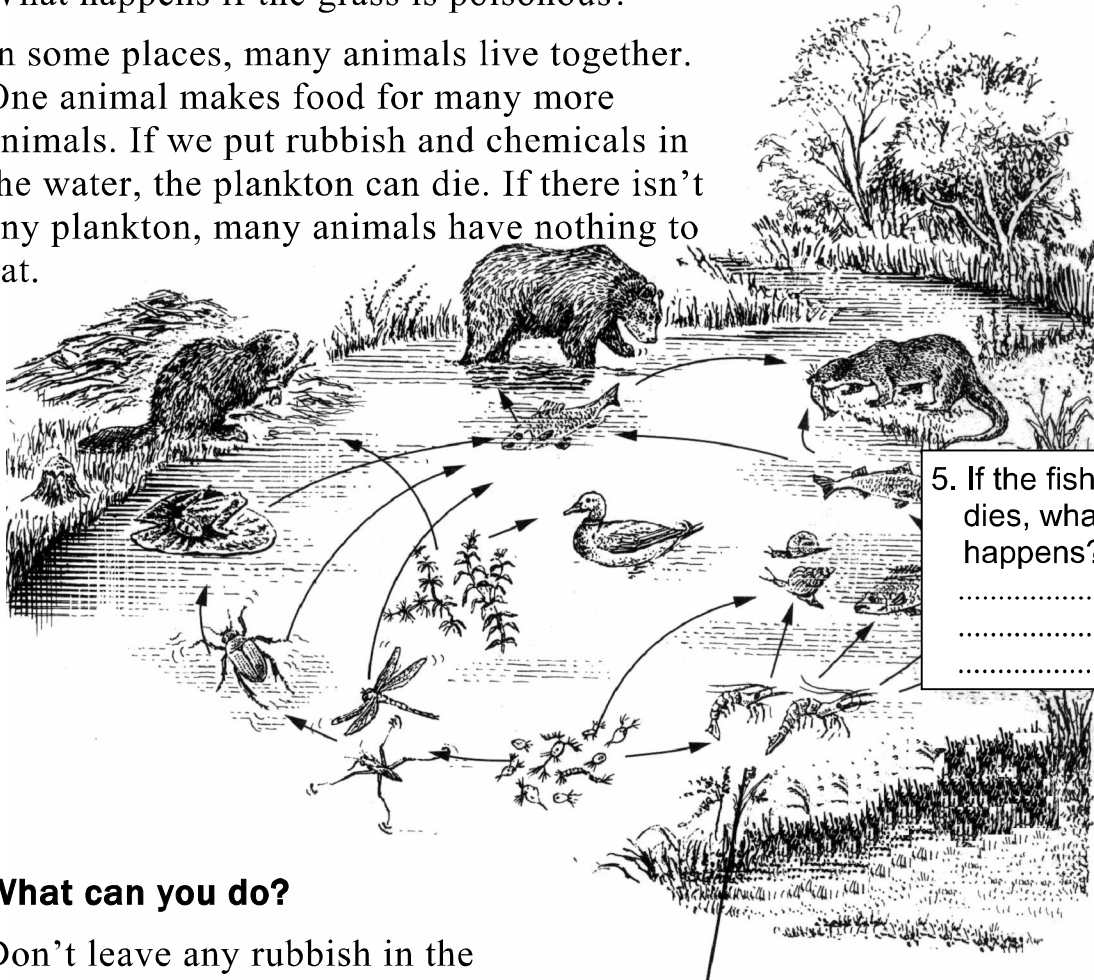


4. If the grass
dies, what
happens to
the fox?

.....
.....
.....

Rabbits eat grass. Foxes eat rabbits.
What happens if the grass is poisonous?

In some places, many animals live together.
One animal makes food for many more
animals. If we put rubbish and chemicals in
the water, the plankton can die. If there isn't
any plankton, many animals have nothing to
eat.



5. If the fish
dies, what
happens?

.....
.....
.....

What can you do?

Don't leave any rubbish in the
countryside! Don't make so
much rubbish!

6. If the plankton dies, what happens?

.....
.....

Test

1 An example test Test yourself

Work with your neighbour and do this short test.

Test yourself

1.1 Likes and dislikes Say what you think



Write your answers.

1 What do you think of football?
I ... it.
I think it's ...

2 Do you like cats?
.....



3 What do you think of Maths?
.....

4 Do you like this boat?
.....

1.2 Vocabulary Food

What's the word?

- a Breakfast, lunch and dinner are b 
- c Apples and bananas are d comes from cows.
- e 

1.3 Grammar 'some' and 'any'

What's on the table?

Write some sentences, like this:

bread – rice-cake

There is some bread and some rice-cake.

sugar – eggs

There are some eggs but there isn't any sugar.



- 1 noodle – salt
- 2 Kimchi – fish
- 3 pancake – fizzy drinks
- 4 rice-cake – soup

1.4 Grammar ‘me/you/him/her/us/them’

Fill in the gaps.



2 Do it yourself! Write your own test



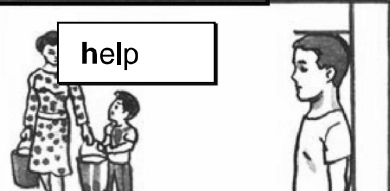
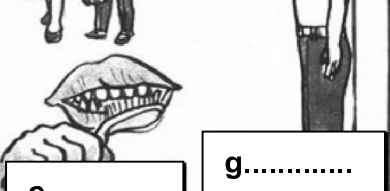



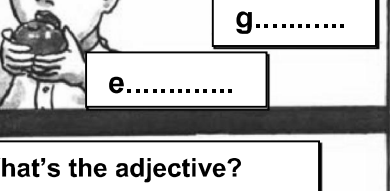












Work in small groups. Look back at Units 9—11 and write part of a test for your class.

Look at the test in Exercise 1 for your ideas. Tell your teacher which part you are doing.

- a* Say what you think *b* New words *c* ‘some’ and ‘any’
- d* ‘me/you/him/her/us/them’

Give the test to your teacher to check and to put together for your class.

A picture dictionary (3)

Label the picture.		What's the verb?	
 <p>sweets r..... b.....</p>	 <p>f..... j..... f.... d</p>	 <p>help</p>	 <p>g.....</p>
 <p>v..... e..... c.....</p>	 <p>b..... m..... f.....</p>	 <p>c.....</p>	 <p>g.....</p>
 <p>p..... m..... f.....</p>	 <p>m..... f.....</p>	 <p>e.....</p>	 <p>g.....</p>
 <p>meal</p>	 <p>b..... d..... l.....</p>	 <p>nice</p>	 <p>f.....</p>
 <p>b..... t..... b.....</p>	 <p>e..... b..... h.....</p>	 <p>e.....</p>	 <p>s.....</p>
<p>s.....</p>	<p>h.....</p>	<p>b.....</p>	<p>h.....</p>

Theme D Planet earth

Unit 13

Topic Into space

1 *Your ideas* The planets

On August 31st, Juche 87(1998), thanks to the great leader Marshal **Kim Jong Il**'s Songun politics we successfully launched the DPRK's first artificial earth satellite "Kwangmyongsong 1" into space.

Look at this picture.

What things do you imagine?

What do other students in your class think?



2 *Reading* Our place in space

Look at the picture and read about space.

While you are reading, make some notes like this:

Things I knew already

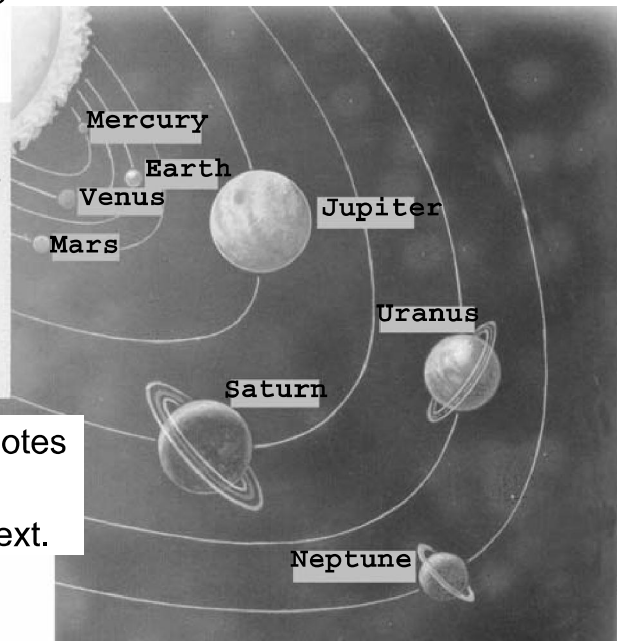
The Earth is 75% water.

Things I didn't know

The sky is history.

Things I don't understand

expand?
gravity?



When you're ready, compare your notes with your neighbour.

Help each other to understand the text.

A OUR SOLAR SYSTEM

There are eight planets in our solar system.

The smallest planet is Mercury. It is the nearest to the sun. The Earth goes around the sun in $365\frac{1}{4}$ days (one year).

B THE UNIVERSE IS EXPANDING!

Astronomers know that the universe is expanding. The stars are moving away from each other. They are not sure why this is happening. Our sun is a star, too. We are moving with the sun.

C THE SKY IS HISTORY!

It takes a long time for light from the stars to come to the Earth. From the nearest star to the Earth, it takes about $4^{1/2}$ years. From other stars, light can take millions of years to come to us! In the sky, we can see how the stars WERE many years ago, not how they are NOW.

D THE EARTH FROM SPACE

From space, you can see that 75% of the Earth is water. There is life on the Earth because it is not too hot or too cold and there is air. Is there life on other planets? Astronomers don't think so but it is possible that there are more planets in the universe. Perhaps there is life there.

What do you think? Are we alone in the universe?
Is there life on other planets?

3 Reading The moon

3.1 Your ideas What do you know about the moon?

What do you know about the moon?

With your class, brainstorm your ideas.



3.2 Reading The moon, our nearest neighbour

Read about the moon.

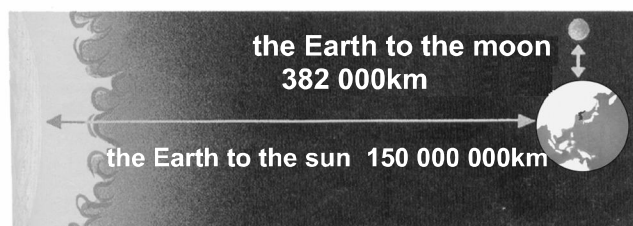
Are there any points you can add to your ideas from Exercise 3.1?



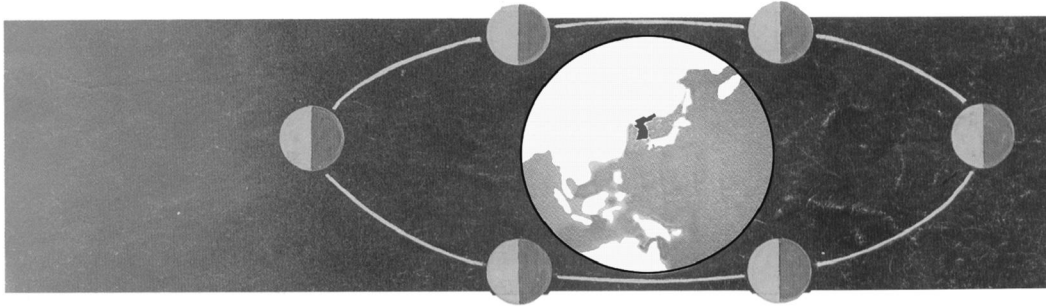
You can listen to the text on the cassette.

The moon, our nearest neighbour


Our nearest neighbour is the moon. In the sky it seems that the moon and the sun have the same size because the moon is much nearer!



The moon is very different from the Earth. Gravity on the moon is six times weaker than on the Earth. There isn't any air. During the day, it is very, very hot but at night it is very, very cold. Nothing can live on the moon.



The moon makes the tides — the changes in the level of the sea. The moon and the sun together pull the sea. In some parts of the world the difference between 'high tide' (when the sea is very near to the land) and 'low tide' (when the sea is far away from the land) is very big. This is very important for ships.



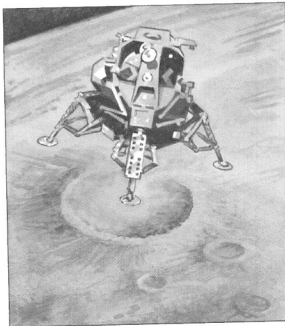
4 Describing actions The first people on the moon

4.1 Listening On the moon

An astronaut went to the moon in rocket.



Look at the pictures and listen to what the astronauts and the television presenter said at the time.




▲
The spaceship is
landing on the
moon.




▲
He's opening
the door.



◀
He's getting on
the ladder.



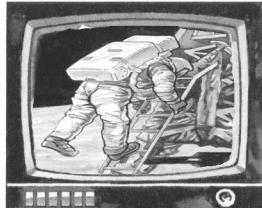
▶
He's putting his foot
on the moon.




▼
He's going down
the ladder.

4.2 Writing On television


What do you think the television presenter said for these pictures?
Write a sentence for each one. Compare your work with your neighbour
and check with the rest of the class.




come down the ladder




collect rocks




drive a moon car



go up the ladder



close the door




leave the moon

5 Practice

You can work by yourself, with a partner or in a small group.

5.1 Speaking Act out a conversation with an astronaut

Imagine that you are in the Space Control Centre. You are talking to an astronaut on the moon. What questions can you ask him?
What does he answer? Write down your questions and his answers.
When you are ready, act out your conversation for the class.
The examples can help you.



5.2 Writing Postcard from the moon

Imagine that you are on the moon.

Write a postcard to your family and friends back on the Earth!

Tell them about the moon, what you
can see and what you
are doing.



6 Review Your Language Record

Now complete your *Language Record*.

Write the meanings of the words. Add the missing examples.

Word	Meaning	Example
a neighbour		
a picture		
a ship		
alone		Are you alone ?
light (adj.)		On the moon, you are much lighter .
light (n.)		The sun gives us light .
same		
so		I don't have any time, so I can't go to the film.
strong		The gravity on the Earth is stronger than on the moon.
weak		Gravity on the moon is very weak .
sure		I'm not sure .
collect		He's collecting rocks.
expand		The universe is expanding .

go down		He's going down the ladder.
happen		What is happening ?
leave		The spaceship is leaving .
move		
pull		Pull the door to open it.
put		He's putting his foot on the moon.
take		Can I take a sweet?
take		It takes many years for light to come from the stars.

Choose four more words. Write some examples and the meanings.

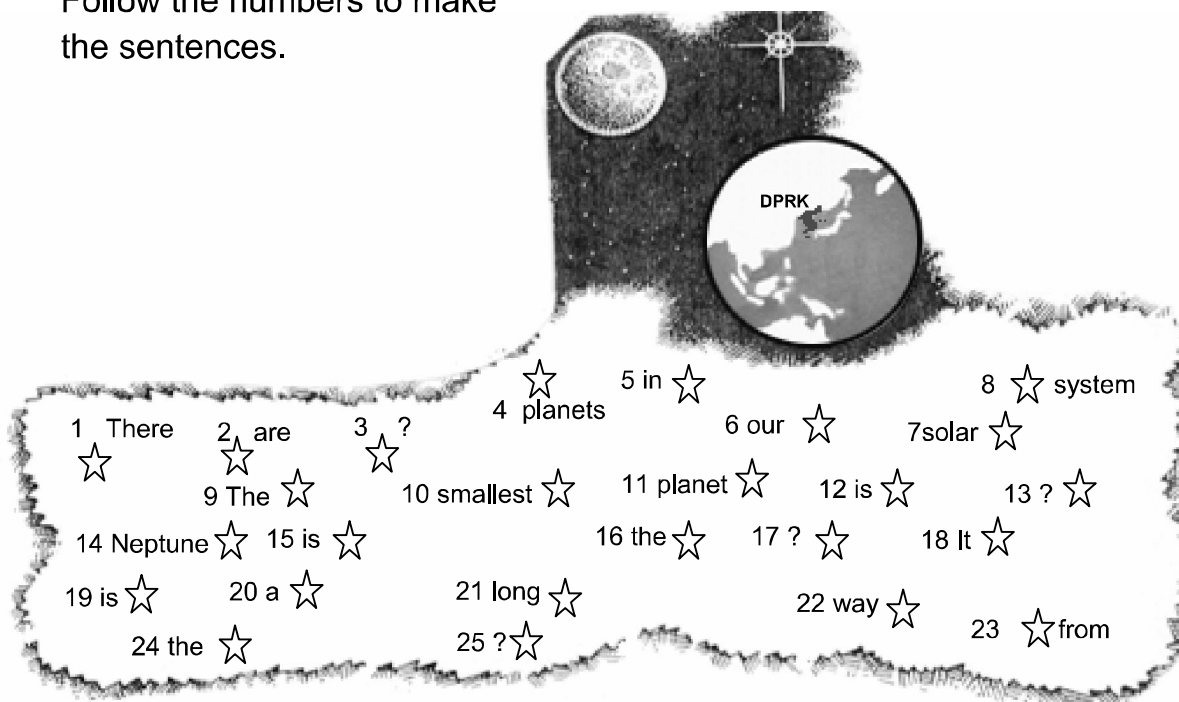
gravity	air	life	perhaps	a star
size		nearer		the tide

Supplementary Exercises

1 Reading, writing and vocabulary Star sentences

1.1 Follow the numbers

Follow the numbers to make the sentences.



Write the sentences here.

One word is missing in each sentence.

What is it?

Words 1–8: _____

Words 9–13: _____

Words 14–17: _____

Words 18–25: _____

1.2 Make a star puzzle

Find some short sentences in Unit 13. Make a star puzzle for a friend.

2 Reading and writing Right or wrong?

If the sentence is wrong, put it right.

1. Gravity is weaker on the moon than on the Earth. *True!*
2. Moon is the hottest satellite. *Wrong! It is a cold satellite.*
3. There isn't any air on the moon. _____
4. It takes millions of years for light to come from our nearest star.

5. The Earth is 75% water. _____
6. The sun and the moon are the same size. _____

3 Speaking It's competition time!



You are on television. Listen to the cassette and answer the questions.

MAN: Welcome to Star Quiz! I have six questions for you.

Number 1. How many planets are there?

YOU: _____

MAN: OK. And my next question is: Can anything live on the moon?

YOU: _____

MAN: Excellent. Question 3. Why not?

YOU: _____

- MAN: Yes. Because there isn't any air. Question 4.
Why is the moon important for ships?
- YOU: -----
- MAN: That's a difficult question! The moon makes the tides in the sea. Two more questions. What is happening to the universe?
- YOU: -----
- MAN: That's difficult to understand. The universe is expanding. The stars are moving. And now my last question. Question 6. Who were the first people on the moon?
- YOU: -----
- MAN: Wonderful! Congratulations! Your prize is a trip to Planet Nevus for two people!

4 Reading Read Un Hui's postcard

Imagine Un Hui is an astronaut. Read her postcard. Is she on Planet Monz or Planet Kalip?




Dear Everyone,

We arrived here yesterday. It is very beautiful. There are mountains and rivers and small clouds in the sky.

We can walk outside and breathe the air. There are some small animals that live here. They have eight legs and three eyes. They are very nice. At this moment they are making some food for us! See you soon.

Love Un Hui

5 Reading Write a postcard



The illustration shows a desolate landscape on Planet Venus. In the background, a large volcano with smoke rising from it is visible. A rocket ship is on the left. In the foreground, there are several alien creatures: one with many eyes and tentacles, another with a single eye and a long tongue, and a larger, more complex alien. The ground is rocky and uneven.

POSTCARD

<p><i>Dear everyone,</i></p> <p><i>Here I am on Planet Venus!</i></p> <p><i>It is</i></p> <p><i>I can see</i></p> <p><i>.....</i></p> <p><i>There are</i></p> <p><i>.....</i></p> <p><i>See you soon.</i></p> <p><i>Love</i></p>	<p><i>To</i></p> <p><i>.....</i></p> <p><i>.....</i></p> <p><i>.....</i></p> <p><i>Planet Earth.</i></p>
--	--

You are with Un Hui. You are on Planet Venus. Write a postcard to your friends on the Earth. Tell them what you can see and what you are doing.

6 Say it clearly! /eɪ/



Listen. Say the words and the sentences. Open your mouth!

take make date late plate hate pancake

Light takes a long time to come from the stars.

The moon makes tides.

I hate pancakes!

Unit 14

Language focus

Present continuous, comparing

1 Reading Night in the day

Are you afraid of the dark? Sometimes it is dark during the day...

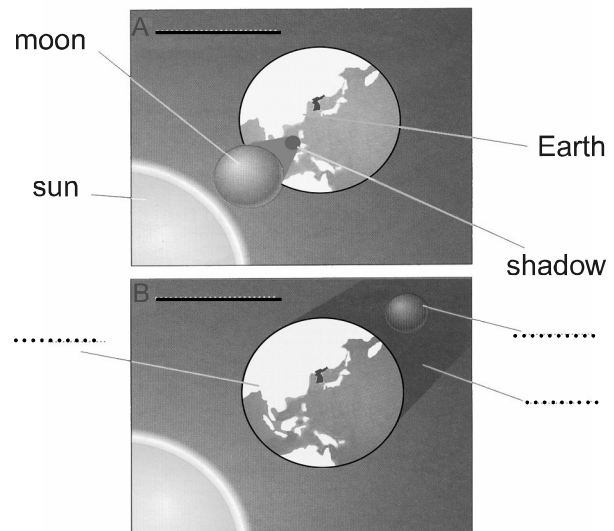
Read the texts. Which diagram shows an eclipse of the sun?

Which diagram shows the eclipse of the moon? Label the diagrams.

If the moon goes between the Earth and the sun, we have an *eclipse of the sun*. The moon stops the light from the sun and we have night in the day.

If the Earth goes between the moon and the sun, we have an *eclipse of the moon*. The moon goes into the shadow and it disappears for a few minutes.

Have you ever seen an eclipse?



2 Listening Mexico, 1992

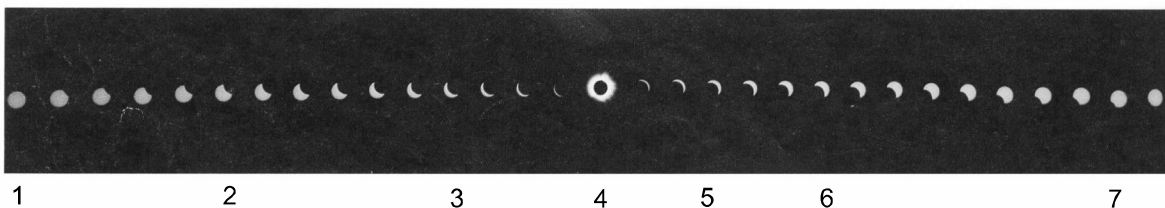


In 1992 in Yucatan, Mexico, there was a very clear eclipse.

Listen to what the television presenter said at the time.

Is she talking about an eclipse of the sun or an eclipse of the moon?

Can you write the correct time for numbers 1—7 under the picture?



3 Grammar What are they doing?


3.1 Present continuous What differences do you notice?

In Units 1—12, you saw *Present simple* sentences like these:

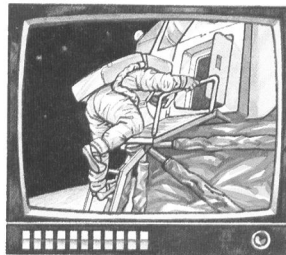
Giraffes live in Africa. They sleep four hours a day and they don't eat meat. They live for about 20 years.

In this Unit and Unit 13, you saw *Present continuous* sentences, like these:

From Unit 13

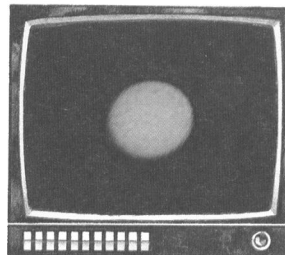


He's opening the door.

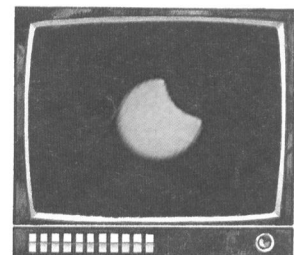


He's getting on the ladder.

From Unit 14



We are **all** waiting for the eclipse



The eclipse is starting.

How do you say these sentences in Korean?

What differences do you notice between the Present simple verbs and the Present continuous verbs?

When do you think we use 'be + -ing'? Tell the class your ideas.

3.2 Language form How to form the Present continuous

Can you complete this table?

I'm (I am)	
You	
He	opening the door.
She	getting on the ladder.
It	coming down the ladder.
We	putting a foot on the moon.
You	
They	

You can describe the Present simple like this:

Subject	+ Verb	(+ Object)
I	play	the piano.
Lions	eat	meat.

How can you describe the Present continuous? Compare your ideas with other students' ideas.

Subject	+.....	+.....	+.....
He	is	coming down	the ladder.
We	are	waiting for	the eclipse.

3.3 Play a game On the moon

Choose a verb and mime it to the class. They have to guess what you are doing.

open the rocket door	come down the ladder	walk on the moon
look at the Earth	drive the moon-car	put a foot on the moon
eat space food	close the door	start the rocket

You're opening
the rocket door!

You're starting
the rocket!

You're eating
space food!

No, I am not!

Be careful with spelling! Verbs like 'put' and 'get' have a double 't' in the *Present continuous*: 'putting', 'getting'.

4 Grammar Comparing things

4.1 Short adjectives Mercury is smaller than the Earth

How do you say these sentences in Korean?

Mercury is small.

The sun is big.

Mercury is smaller than the Earth.

The sun is bigger than the Earth.

Mercury is the smallest planet.

The sun is the biggest thing in the solar system.

In English, with short adjectives like 'small' and 'big', you use '-er' and 'the -est' when you want to compare something. But 'good' and 'bad' are different!

Walking is good for you.

The weather in England is bad.

Jogging is better than walking.

The weather in Alaska is worse.

Running is the best.

The weather in the Arctic Circle is the worst.

4.2 Practice Hotter, longer, higher...


What can you say about these things?



Listen to the cassette to check your answers.


HOT

... is hotter than ...
... is the hottest.




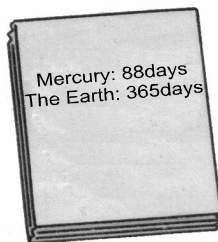
BAD

A dog bite is ... for you.
A snake bite is ...
A shark bite is ...!



LONG

A year on the Earth is ...
a year on Mercury.



HIGH

K2 is ... Kilimanjaro.
Mount Everest is ...

GOOD

Maths is ... for you.
History is ...
English is ...!

4.3 Practice A quiz: Back on the Earth

How much do you know about the world? You have three minutes. Try to answer as many questions as possible.

Do you know any more 'tallest/smallest/ fastest/ biggest' facts? Ask the students in your class.

Be careful with spelling! Adjectives like 'hot' and 'big' double their last letter in the comparative: 'hotter' and 'bigger'.

- 1 The tallest building in the world is ...
- 2 The biggest city in the world is ...
- 3 The tallest animal in the world is ...
- 4 The nearest planet is ...
- 5 The smallest country in the world is ...
- 6 The fastest animal in the world is ...
- 7 The pyramids in Egypt are older than Mount Everest. True or false?
- 8 The population of England is bigger than the population of Russia. True or false?
- 9 London is smaller than Moscow. True or false?

5 Language functions Asking for travel information

5.1 Your ideas Mona, Sophie and Ali go to the circus

There is a circus near their town and Mona, Sophie and Ali want to go.

They want to find out about the bus. They go to the bus station.

They want to know:

the number of the bus

what time the bus comes back

what time the bus goes

the cost of the tickets

What questions do you think they ask?

5.2 Listening At the bus station



Listen to Mona, Sophie and Ali at the bus station.

Do they ask your questions?

MAN: Yes?

MONA: Can you tell us which bus goes to Bletchley sportsground?

MAN: Bletchley sportsground. Well, you can take number 34.

ALI: The circus starts at half past three.
What time is the bus?

MAN: You can take one at half past one or half past two.

MONA: What time does the bus come back? After six o'clock?

MAN: You can take one at half past six or seven o'clock.

SOPHIE: How much is the ticket?

MAN: Single or return?

SOPHIE: Return.

MAN: £1.80.

MONA: Thanks very much.

MAN: You're welcome.

SOPHIE: Bye.

5.3 Practice What time is the train?

Now you try it. Work with a partner.

One of you wants some information. The other one works in the railway station.

Choose one card each. Write in your own information.

CARD 1
 PYONGYANG RAILWAY STATION
 From Pyongyang to Hyesan:
 Train Number:
 Time from Pyongyang:
 Time from Hyesan:
 Price:

CARD 2
 PYONGYANG BUS STATION
 From Pyongyang to Hyangsan:
 Bus number:
 Time from Pyongyang:
 Time from Hyangsan:
 Price:

Now ask your partner. Find out his/her information and write it on the other card. (Don't look!)

*Can you tell me which train goes to ...? What time is the train?
 What time does the train come back? How much is the ticket?*

When you are finished, check that you are right.
 Act out your dialogue for the class.

6 Review Your Language Record

Now complete your *Language Record*.

Asking for travel information Write the meanings.

Which bus goes to ...?
 What time does the bus go?
 What time does the bus come back?
 How much is the ticket?
 Single Return.....

The Present continuous Complete the tables. Add some more examples.

I'm (I'm not)		Am	I	
You are (aren't)		Are	you	
He	reading a book.	he	coming?
She	writing a letter.	she	speaking clearly?
It	making a drink.	it	sitting in your chair?
We	singing a song.	we	
You	you	
They	they	

Comparatives and superlatives Complete the table.

adjective	big	high	bad
comparative	bigger	taller	better
superlative	the biggest	the longest

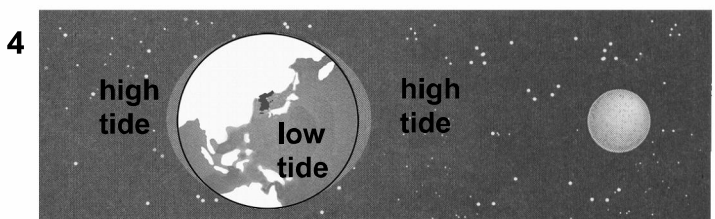
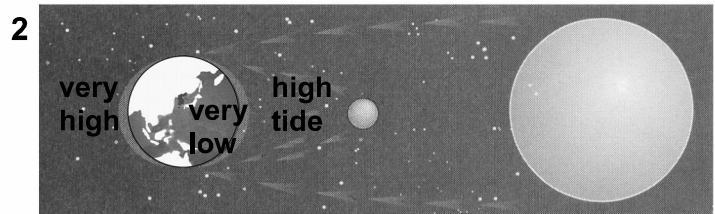

Supplementary Exercises

1 Reading The moon and tides

Match the texts to the correct pictures.

HOW DOES THE MOON MAKE TIDES?

- The moon helps to make tides. This is because the moon's gravity pulls the water.
- At the same time, the Earth is going around and around. Because of this the water moves out on the other side of the Earth.
- Because the Earth is going around, we also have two high tides every day.



- The moon also goes around the Earth. Sometimes the sun and the moon are pulling in the same direction. The sun also pulls the water. This means we have very high tides in some parts of the world and very low tides in other parts of the world.

2 Present continuous What is she doing?


2.1 On the moon

Write a sentence for each picture.




You are a TV reporter.


Listen to the cassette
and say what is
happening.




a. She is opening the door.




b.



c.



d.





e.

2.2 What are they doing?

Write a sentence about each picture.

Your teacher has the answers.

Ask him or her next lesson.



I think he's cleaning something or opening a drink.

.....

.....

.....

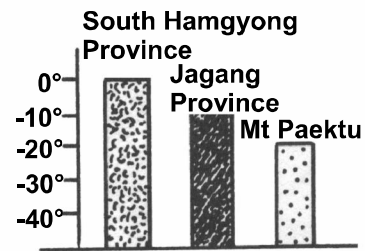
.....

3 Comparatives and superlatives Bigger or smaller?

a. COLD

Jagang Province is colder than
South Hamgyong Province.


Mt Paektu is the coldest.



b. TALL

Hak Su is Sun Hui.

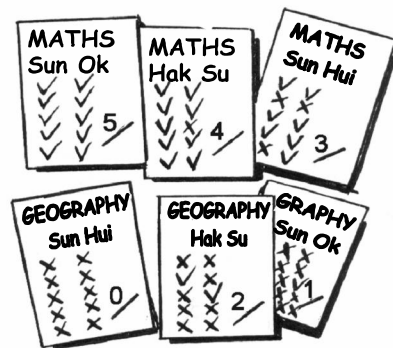
Sun Ok is the



c. STRONG

Sun Ok is Hak Su.

Sun Hui is the



d. GOOD

Hak Su is Sun Hui.

Sun Ok is the

e. BAD

Sun Ok is Hak Su.

Sun Hui is the

Be careful!

good — better — the best

bad — worse — the worst

4 Asking for travel information In the bus station

You want to take a bus to Minton Town Centre tomorrow afternoon. You want to know:

- the number of the bus
- what time the bus goes
- what time the bus comes back
- how much the ticket costs

You go to the bus station.



Listen and talk to the man.

MAN: Yes, can I help you?

YOU: *can you tell*

bus?

MAN: Yes. You can take bus 142.

YOU:

time?

MAN: In the morning or in the afternoon?

YOU:

MAN: In the afternoon. Let me see. You can go at half past one or half past three.

YOU:

time back?

MAN: There is a bus back at ten past two and ten past four.

YOU:

how much?

MAN: How old are you?

YOU:

MAN: If you are under 15, it's £1.60.

YOU:

Thanks.

MAN: You're welcome. Bye.

YOU:

5 Say it clearly! /ɪŋ/



Listen. Say these words and sentences with '-ing'.

opening getting coming putting starting waiting

He's *opening* the door.

He's *coming* down the ladder.

He's *putting* his foot on the moon.

I'm *going* to Planet Nevus tomorrow!

Unit 15

Culture matters Life by the sea

1 Reading The Sea

1.1 Your ideas About our country

Is the sea important in our country's history? How? Is it important today? How? Do you live near the sea?

1.2 Reading Korea and sea

The sea is very important in our country. It is surrounded by the sea on three sides. There are many towns and ports on the coast. There are also many holiday places by the sea. Fishing and shipbuilding were very important in our country. Today, the sea is still important.



shipbuilding



beaches



fishing



boats to other countries



important ports

Look at the pictures.

Match the picture with the items and connect them with lines.

2 Reading The moon, the sun and the sea in Britain

Read about the tides in Britain. Can you find three good things about the tides and three bad things? There are many countries that do not have tides.

Sometimes the tides are very high and this can be a big problem for towns near the coast. These towns have very high walls to stop the sea. London has a special mechanical 'wall' to stop the tide coming into the city.

There are big differences between 'high tide' and 'low tide' in Britain. In some places, the sea goes out a very long way. In the summer, for example, you can walk from England to Wales! As the tide comes in and goes out, it cleans the beaches. In the ports, the ships wait for the high tide. At low tide, it is impossible to go in or out of the port.

The tides can also help to make electricity. There are plans to make electricity in the sea near Bristol.

Britain is disappearing! In the winter, the very strong winds and the high tides 'eat' parts of Britain. In some parts of Britain, the sea is 'eating' almost six metres of coast each year.


3 Your ideas Fun at the seaside

There are many things to do at the seaside.

Can you label the pictures?

Choose the correct words.

- play games on the beach
- go windsurfing
- lie on the sand
- go diving
- go water-skiing
- go fishing
- go swimming



Imagine that you can go to the seaside for a day.

What would you like to do? Tell the class.

I'd like to ...

Supplementary Exercises

1 Spelling Where are your mistakes?

1.1 Your mistakes

Look at your writing in English.

Make a list of your spelling mistakes.

1.2 Spelling groups

Put your spelling mistakes into groups.

	<u>Double letters</u> <u>No 'e'</u>
	putting driving
	collecting closing
	ladder leaving

1.3 Practice

Now try it with these spelling mistakes.

	<u>Double letters</u> <u>vowels</u>
	hottest animal

1.4 Your writing

Now try it with your writing.

	putting
sp	They're <u>puting</u> up a flag. He's
	collecting driving
sp	<u>collecting</u> rocks. He's <u>driveing</u>
	a moon car. He's going up the
	ladder closing
sp	<u>lader</u> . They're <u>closeing</u> the door.
	leaving
sp	They're <u>leaveing</u> the moon.

	hottest
sp	The <u>hote</u> st country in the
	world is ...
	animal
sp	The fastest <u>animl</u> in the
	world is the ...
	biggest
sp	The <u>bigest</u> building in the
	world is the ...
	pyramids
sp	The <u>pyrameds</u> in Egypt are
	older than ...
	planet
sp	The nearest <u>planit</u> is ...
	getting
sp	The space rocket is <u>geting</u>
	closer to the moon.

2 Letter patterns

2.1 Letter patterns in English

Here are some letter patterns in English with 'e':

ea – near, sea ee–see, street
ei–protein, their eo–people

Here are some more letter patterns with 'h':

ch – chocolate, watch
gh – high, neighbour
ph – geography, elephant
sh – shop, sheep
th – this, north
wh – which, who



Now look at a text, for example, Unit 13 Exercise 3.2.

Choose four letter patterns from the list below.

Try to find words for each pattern. Look at other texts if necessary.

es	ea	th	ff	fr	ere	ai	ay	gh	
ol	ng	ge	ch	ot	ak	ar	is	om	nc


2.2 Play a game

You can play a game by yourself.

a. Turn the pieces of paper over.

b. Look at a word.

c. Test your memory.
Find a pair of words with the same letter pattern.



Unit 16




Revision and Test (Units 13—15)

Revision

1 Vocabulary What's the word?

Here are some words from Units 13 and 14.

Put the letters in the right order and join them to the correct picture.



a DXPNAE *expand*

d PSHI

b GLFA

e LPNETA

g HTGIL

c NOOM

f YKS

h SSRAT

2 Reading The continents are moving!

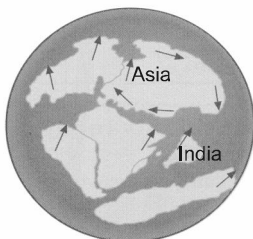
2.1 A quiz about the continents

How many questions can you answer?

- a How many continents are there?
- b What are their names?
- c Something is happening to the continents. What?
- d Why are there mountains in the Himalayas?
- e What are earthquakes? Why do we have them?

2.2 Check your answers

Now read the text and check your answers.



135 million years ago

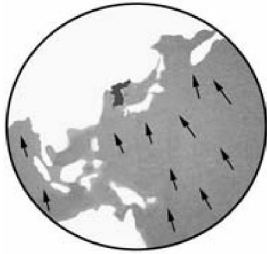
THE CONTINENTS ARE MOVING!

Millions of years ago, 'India' was not part of 'Asia'. India slowly moved north and then it hit Asia. This made the Himalayan Mountains.



200 million years ago

Today, there are seven continents in the world but 200 million years ago there was only one! Asia, Africa, Europe, Antarctica, North America, South America and Australia were all parts of one continent called '*Pangaea*'. You can see on the map how the pieces go together.



Present day

Today the continents are still moving! Australia is moving north, Africa is moving east and part of North America is moving west.

Millions of years from now, the world will be very different!

In many parts of the world today, there are earthquakes. This is because the land is moving.

2.3 Check your reading

Tick (✓) the box to show if the sentences are right, wrong or if there is no answer in the text.

	Right	Wrong	No answer in the text
1. Two million years ago, there was only one continent.	<input type="checkbox"/>	<input type="checkbox"/>	<input type="checkbox"/>
2. Europe is not moving now.	<input type="checkbox"/>	<input type="checkbox"/>	<input type="checkbox"/>
3. There are nine continents.	<input type="checkbox"/>	<input type="checkbox"/>	<input type="checkbox"/>
4. You can visit ' <i>Pangaea</i> ' today.	<input type="checkbox"/>	<input type="checkbox"/>	<input type="checkbox"/>
5. The Himalayas are in Europe.	<input type="checkbox"/>	<input type="checkbox"/>	<input type="checkbox"/>
6. Millions of years from now, there will be 20 continents.	<input type="checkbox"/>	<input type="checkbox"/>	<input type="checkbox"/>

SEE THE HIMALAYAS RISE!

Take two pieces of paper and make two balls.

Press the balls flat.

Push them together.

See the Himalayas rise!

3 A quiz about the continents today

How many of these questions can you answer?

- 1 The biggest continent is
- 2 The coldest continent is
- 3 More people live in Europe than in Asia. Right or wrong?
- 4 The highest mountain in the world is in
- 5 The biggest rainforest in the world is in
- 6 Our country is in
- 7 The driest continent is
- 8 The smallest continent is
- 9 The biggest city in the world is in
- 10 The only continent without towns is

Look in your other books or ask your friends and family for the answers.

Test


1 An example test Test yourself

Work with your neighbour and do this short test.


Test yourself

1.1 Present continuous What is he saying?


Write a sentence for each picture.




1.2 Comparatives Fill the gap



1 The green car is than the grey car.



2 The giraffe is than the horse.



3 The apple is than the strawberry.



4 Dallang is than Kumsaek

1.3 Vocabulary New words

Put the letters in the correct order. Match the words with the pictures.

1 ONOM
MOON

2 NLEPAT
.....

3 LULP
.....

4 NEPO
.....

5 RTONGS
.....

a



b



c



d



e



2 Do it yourself! Write your own test

Work in small groups. Look back at Units 13–15 and write part of a test for your class. Look at the test in Exercise 1 for your ideas. Tell your teacher which part you are doing.

A Say what is happening.

B Compare things.

C Ask for travel information.

D New words

Give the test to your teacher to check and to put together for your class.

A picture dictionary (4)

Label the picture.

planet

s

E.....

'It ... 4 $1/2$ years for light from the ... star to come to the Earth.'

s

m

'G is very weak here.'

What's the noun?

ship

p

f

d

s

What's the verb?

jump

l

m

p.....

p.....

t

d

c

What's the adjective?

weak

s

h

c

h

L

Theme E Natural forces

Unit 17

Topic The weather

1 Your ideas The weather

What type of weather do you like? Look at the pictures and tell the class.

I like warm weather.

I don't like ...


I don't mind ...



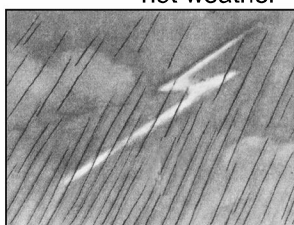
hot weather



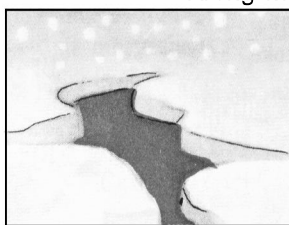
strong winds



warm weather



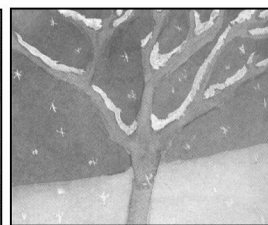
thunder and lightning



cold weather



rain



snow

2 Frequency adverbs

2.1 What's the weather like in our country?

Look at the calendar. What weather do we have in our country?

Copy the calendar and make some notes.

rain

warm weather

cold weather

hot weather

snow

strong winds

thunder and lightning

January	February	March	April
May	June	July	August
September	October	November	December

heavy rain

We *always*
usually have ... in ...
sometimes
never

Tell the rest of the class your ideas.

2.2 We never have snow in June!

Work in pairs. Look at the calendar again. Write six sentences about your weather. Make some true and some untrue and give your sentences to another pair. They have to correct the untrue sentences.

- 1 We always have snow in June. Not true! We never have snow in June.
- 2 We usually have rain in July and August. True!
- 3 It is colder in June than February. Not true! It is colder in February.

3 Listening What's the weather like?

Look at the pictures. When do we have weather like that in our country? What type of day is today?




Listen to the people on the cassette.

What type of day are they talking about?



a windy day



a sunny day



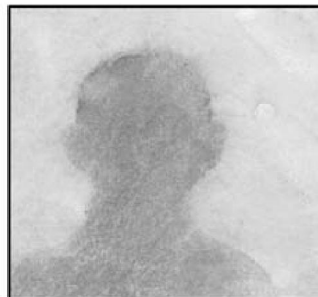
a chilly day



a rainy day



a cloudy day



a foggy day

4 Reading Rain and winds

4.1 Reading Where does the weather come from?

Why do we have rain? Why are there winds? Tell the class what you think. Are these sentences true or false?

- 1 Hot air rises.
- 2 Cold air rises.
- 3 We have winds because trees move.
- 4 High up in the sky, it is very hot.
- 5 Clouds are water vapour.

4.2 Reading Why do we have rain?

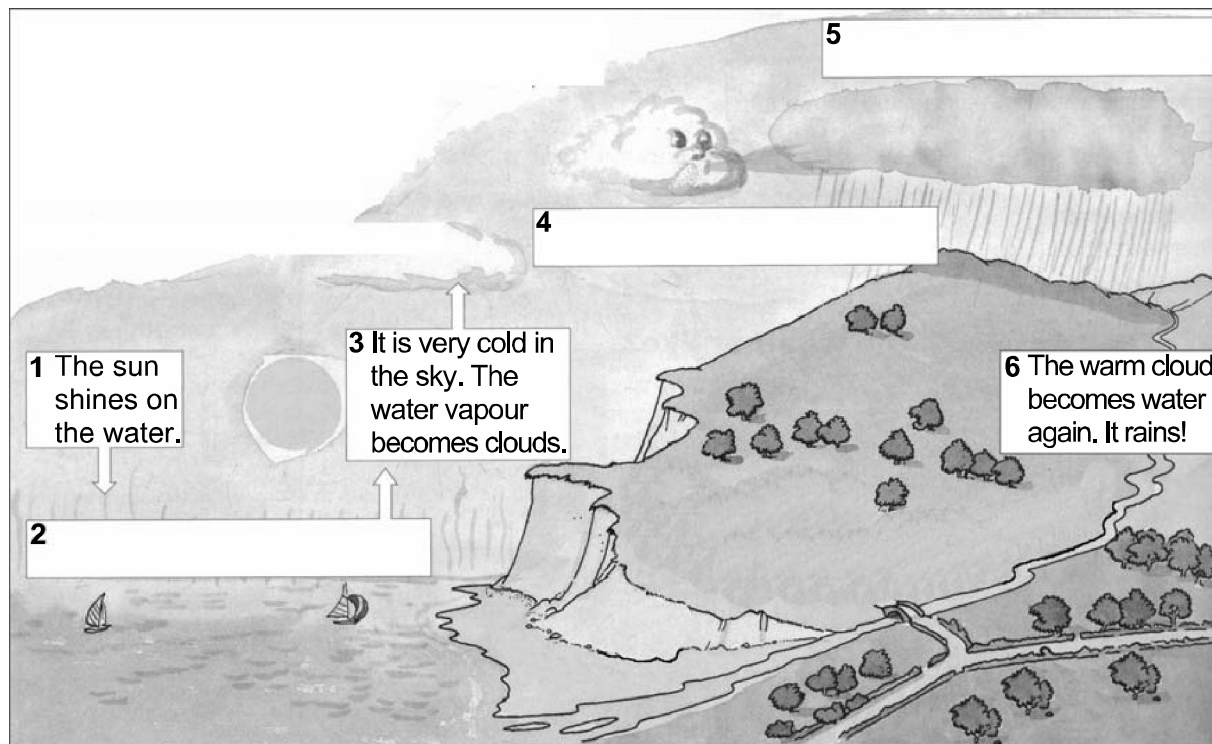
Work in pairs. Put the sentences in the correct place.

The cold cloud meets a warm cloud.

The water becomes water vapour.

The wind blows the clouds.

Compare answers with other students.



4.3 Reading Why do we have winds?

Work in pairs again. Put the sentences in the correct place.

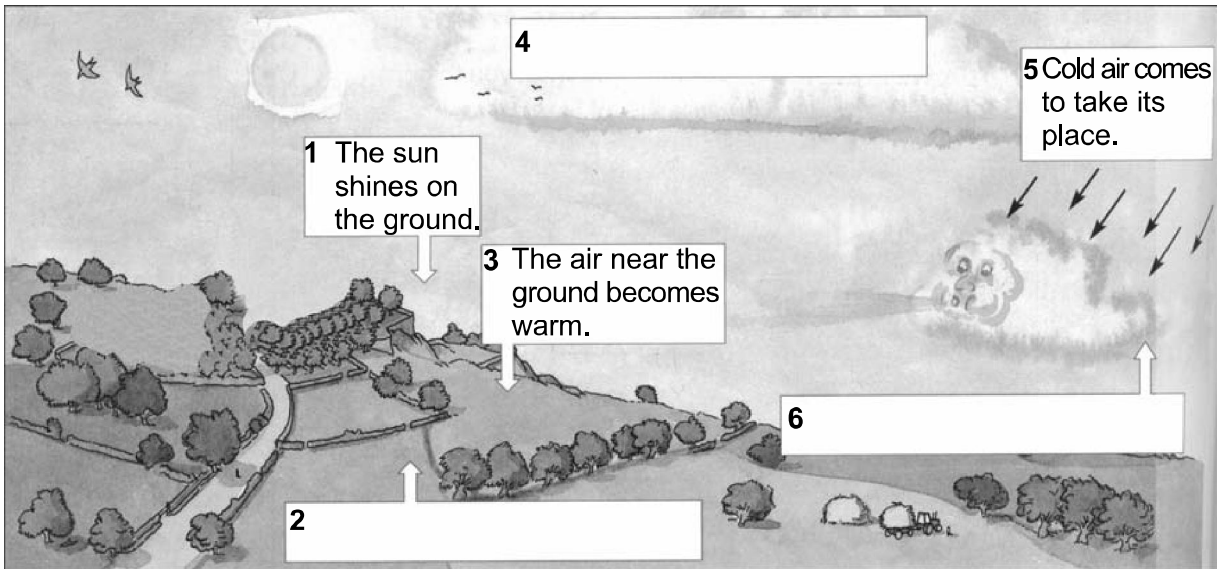
The wind blows.

The ground becomes warm.

The air rises.








Listen and check your answers.



5 Practice

5.1 Vocabulary What's the word?


Join the word halves together and then match them to the meaning.
Write the complete word.

<div style="display: inline-block; vertical-align: top;"> <div>ra</div> <div>wat</div> <div>clo</div> <div>vap</div> <div>bl</div> <div>co</div> <div>wi</div> <div>ho</div> </div> <div style="display: inline-block; vertical-align: top;"> <div>er</div> <div>ud</div> <div>t</div> <div>nd</div> <div>ld</div> <div>our</div> <div>ow</div> <div>in</div> </div>	<p>something from the clouds = rain</p> <p> =</p> <p>not hot =</p> <p>something in the sky =</p> <p> =</p>	<p> =</p> <p> =</p> <p> =</p>
--	---	--

5.2 Reading Why do we have lightning?


Can you put in the missing words? Draw the missing picture.

rises colder falls expands make jumps




a heavy rain cloud

1 Water vapour ... in the air.




2 Inside the cloud, the water vapour becomes ...
It becomes ice.



3 The ice is heavy so it ...

4 More water vapour is rising inside the cloud but the ice is falling.
When they meet, they ... static electricity.



5 The static electricity ... to the ground and makes lightning.

BANG! The lightning warms the air.
The air ... very fast and makes a bang!

6 Review Your Language Record

Now complete your *Language Record*.

Write the meanings. Add the missing examples.

Word	Meaning	Example
a cloud		Rain comes from clouds .
the sky		Look at the clouds in the sky .
the sun		The sun is very hot today.
the wind		Why do we have winds ?
weather		Do you like hot weather ?
snow		Do they have snow in Sweden?
thunder and lightning		Do you like thunder and lightning ?
always		We always have rain in July.
never		We never have snow in June.
usually		
sometimes		
to blow		The wind blows the leaves from the trees.

to meet		What time can we meet ?
to do not mind		I don't mind cold weather.
to rise		
to shine		The sun shines on the plants.
cold		It's never very cold in my town.
warm		It isn't very warm in England.
hot		The sun makes the ground hot .
strong		We have strong winds in January.
sunny		
fast		

Choose three more words. Write some examples and the meanings.

windy	chilly	rainy	wonderful	to warm
to become	ice	water vapour	foggy	

Supplementary Exercises

1 *Names of months* The months

Find the names of 10 months.

Two months are missing.
What are they?

..... and

N O V A M Z E A G J H
 O F W T G H I P N A M
 D E C E M B E R Z N A
 A B W M A Y V I Y U P
 Q R E X R J U L Y A W
 Q U J O C T O B E R V
 G A I L H U P F S Y Y
 Q R B Y K J U N E T F
 D Y O U A U G U S T S

2 Reading, writing and frequency adverbs About the weather

2.1 The south of England

Read about the weather in the south of England.

In the south of England, they usually have very cold weather in January and February. The nights are very long and the days are short.

Sometimes they have snow, but not very often.

In March, the evenings become lighter and the temperature rises.

They almost always have very strong winds in April.

In May, June, July and August the temperature is usually warmer. They never have very, very hot summers. The maximum temperature is normally 25°C, but usually it's about 18–20°C. It often rains a lot in the summer!

September is sometimes very nice but in October it becomes colder.

November and December are usually windy and very cold about 5–10°C.

2.2 Our country

Write about the weather in our country.

In January

3 Adjectives What type of day is it?



Listen. Write down what type of day it is.

sunny windy chilly foggy rainy

a It's a sunny day.

b

c

d
e

Compare your answers next lesson.

4 Reading and writing Right or wrong?

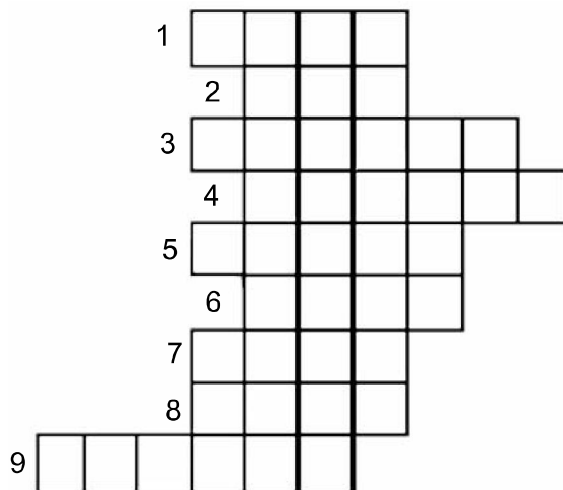
If the sentence is wrong, put it right. If you don't know, find out!

- When a cold cloud meets a warm cloud, it makes rain. *Right!*
- Cold air rises. *Wrong! Cold air falls.*
- Lightning comes from static electricity in the clouds.
- If you go up a mountain, you are nearer the sun. It becomes hotter.
- Warm air falls.
- Snow is very cold water.
- Water is heavier than ice.

5 Vocabulary Fill in the words

Fill in the words. What do they spell?

- It's not hot. It's very
- We breathe it.
- June, July,, September.
- The sun
- In a cloud, there is
vapour.
- In Switzerland, they have a
lot of
- When a warm cloud meets
a cold cloud,
we have
- The blows the
clouds.
- There is a very wind
today.



6 Writing and speaking Talk to David

Write your answers to David's questions.

DAVID: Hello. How are you?

YOU:

DAVID: I'm fine. It's very cold here today.

What's the weather like with you?

YOU:

DAVID: Is it always like that at this time of the year?

YOU:

DAVID: Oh, really. Our winter is nearly the same as our summer.

Are winter and summer very different in your country?

YOU:

DAVID: Tell me more.

YOU:

DAVID: That's interesting. I must go now.

I'll talk to you again soon. Bye.

YOU:



Now talk to David on the telephone.

7 Say it clearly! /ə/



Listen to how you often say 'er' in English. Say the words and sentences.

September October November December

colder hotter drier warmer

It is warmer in September than in October!

It is always colder in November.

It is never hotter in December.

We have the same sound in other words.



Listen and say the words.

I have **a** dog at home.

How **are** you? Linda is **a** girl.

Unit 18

Language focus Uncountables, comparing

1 Reading The midnight sun



The countries at the North and South Poles have very short days in winter and very long days in summer. They have sun at midnight! The sun goes down and then rises again.

Look at the world map.

Which countries are near the North Pole?

2 Speaking Near the North Pole

Look at the information about June and December in a country near the North Pole – Norway. Are June and December like that in our country?

Work in pairs. Ask each other questions, like this:

- How many sunny days do they have in December?
- How many rainy days do they have in June?
- How many windy days do they have in December?

Compare your answers with other students in the class.

Now calculate the answers to these questions:

- How much rain do they have in December?
- How much sun do they have in December?
- How much rain do they have in June?
- How much sun do they have in June?

Remember!
There are four weeks in a month!

WEATHER IN NORWAY

One week in June

	Sun	Mon	Tue	Wed	Thu	Fri	Sat
Hours of sunlight	20	20	20	20	20.5	20.5	20
Rain/snow in mm	0	0	0	0	0	0	0
Wind (kph)	5	5	10	5	8	0	0

One week in December

	Sun	Mon	Tue	Wed	Thu	Fri	Sat
Hours of sunlight	3	3	3	4	3	3.5	3.5
Rain/snow in mm	0	150	0	0	0	30	0
Wind (kph)	15	40	25	25	30	40	45

3 Grammar ‘How many rainy days ...?’ and ‘How much rain ...?’

3.1 Your ideas A grammar puzzle

When do you say ‘much’? When do you say ‘many’? Look at these sentences and try to make a rule. Talk about it with your neighbour.

How many rainy days are there in June?

We don’t have many sunny days in March.

We have many windy days in December.

How much rain do you have in May?

We don’t have much sun in April.

We don’t have much water in the summer.

3.2 Countables and uncountables Can you count?

In English, you can count some things but not others. For example, you can say ‘five days’ but you can’t say ‘five rain’. Work with your neighbour.

Write ‘C’ (countable) or ‘U’ (uncountable) by each word.

water sunny days clouds snow hours of sunshine

rain windy days ice

Do you use 'much' with countables or uncountables? What about 'many'?
Say a sentence for each word:

We don't have much/many ...

Do you have much/many ...?

3.3 Summary Questions, negative sentences and positive sentences

We use 'much' and 'many' with questions and negative sentences.

We use 'a lot of', 'lots of' and 'many' with positive sentences.

? and -	+
much	a lot of
many	lots of
	many

3.4 Practice What are they saying?

Work with your neighbour. What is each person saying?

Write a sentence for each of these things. For example:

We have a lot of sunny days here. We don't have much water.

Compare your answers with other students.



Check your answers with the cassette.



rain



snow



windy days



water



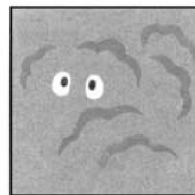
clouds



sunshine



sunshine



foggy days



water

4 Grammar It's sunnier and more beautiful than yesterday

4.1 Adjectives with 'y' Sunnier, windier ...

Do you remember how to make comparisons with short adjectives?
Complete these sentences:

A year on the Earth is ... a year on Mercury. Kilimanjaro is ... K2.

A day in the winter is ... a day in the summer. Mount Everest is ...

Most adjectives are like 'long' and 'high', but some are different. Adjectives with 'y' change to '-ier' and '-iest'. Like this:

A: It's a sunny day today.

B: Yes, it's sunnier than yesterday.

A: I think it's the sunniest day of the year!

Work in pairs. Practise the following words in the same way.

windy cloudy rainy foggy

What about your weather now? Is it sunnier than yesterday?

Is it colder than yesterday?

4.2 Long adjectives It's more modern!


Long adjectives don't use '-er' and '-est'. With long adjectives, you have to say 'more' and 'the most'. Like this:

A: Which one do you like:
this car or that one?

B: That one.


A: Why?

B: It's more modern.



With your neighbour, practise with these adjectives.


1 beautiful



2 expensive



3 interesting



4 exciting



5 Language functions Making plans

5.1 Your ideas It's Sophie's birthday

It's Sophie's birthday on Sunday. She wants to have a party on Sunday afternoon. She telephones Mona to ask her if she can come. What do you think she says?

5.2 Listening Can you come?



Listen to Sophie on the telephone. Does she say what you think?

Why can't Mona come on Sunday? Why can't she come on Saturday?
What is Barbara doing on Friday?

MONA: Hello.

SOPHIE: Hi, Mona! It's Sophie.

MONA: Hi, Sophie. What are you doing?

SOPHIE: Well, I'm planning my birthday party.

I want to have a party on Sunday afternoon.

Can you come?

MONA: Oh, I'm going to my grandmother's on Sunday.

SOPHIE: Oh, no. What about Saturday?

MONA: Saturday. On Saturday, I'm playing tennis.

SOPHIE: Oh, no. When are you free?

MONA: Well, Friday is fine.

SOPHIE: OK. We can have the party then. Can you tell Ali?

MONA: Of course.

SOPHIE: Good. See you at school. Bye.

MONA: Bye.

Sophie rings Barbara:

BARBARA: Hello.

SOPHIE: Hi, Barbara! It's Sophie.

BARBARA: Hi, Sophie.

SOPHIE: Barbara, are you free on Friday? After school.

BARBARA: No, I'm not. I'm going to the dentist.

SOPHIE: Oh, that's OK. What time?

BARBARA: Four o'clock.

SOPHIE: Can you come to my house after the dentist?
I'm having a party.

BARBARA: Great! Yes.

SOPHIE: OK. Good. See you tomorrow. Bye.
BARBARA: Bye.

5.3 Practice Your week

Now you try it. Work with a partner. You want to meet your friend.
But when? Write down what you are doing on five days.

going to the dentist playing ... going swimming
doing my homework going to ... going shopping with ... helping ...

<u>YOUR WEEK</u>	<u>YOUR FRIEND'S WEEK</u>
Sunday	Sunday
Monday	Monday
Tuesday	Tuesday
Wednesday	Wednesday
Thursday	Thursday
Friday	Friday
Saturday	Saturday

Now ask your partner. Find out when he/she is free. (Don't look!) Write down his/her answers. Take turns to ask.

Are you free on ... ? No, I'm not. On ... I'm -ing ...
What are you doing on ... ? On ..., I'm -ing ...

When can you meet? Act out your dialogue for the class.

6 Review Your Language Record

Now complete your *Language Record*.

Making plans

Write the meanings.

Can you come on Saturday?
Are you free on Sunday?
What are you doing on Monday?
What about Tuesday?
On Wednesday, I'm going to my friend's house.
Thursday is fine.

Some countables

snakes, cows, clouds

Some uncountables

air, milk, rain

'much' and 'many' in questionsHow much rain falls in Mexico?
.....**'much' and 'many' in negatives**There aren't many people here.
.....**'a lot of' and 'lots of' in positive sentences**I've got a lot of brothers and sisters.
.....**Long adjectives** Complete the table.

Adjective	Comparative	Superlative
exciting	more exciting	the most exciting
interesting		
	more beautiful	
sunny	sunnier	
windy		

Supplementary Exercises

1 Reading The seasons

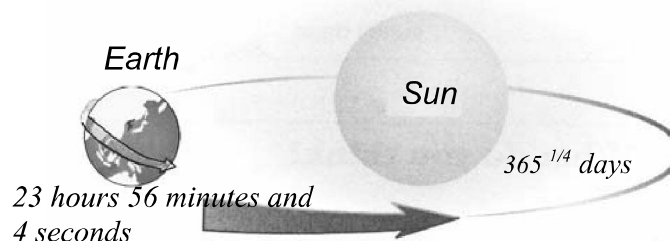
Do you know why they have the 'Midnight Sun' in some countries?

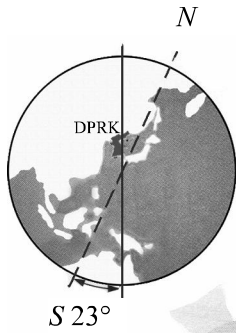
Do you know why we have seasons? Read and find out!

WHY DO WE HAVE SEASONS?

In many countries, there are seasons — spring, summer, autumn and winter. When it is summer in the north, it is winter in the south. When it is summer in the south, it is winter in the north. Why? The answer is very simple!

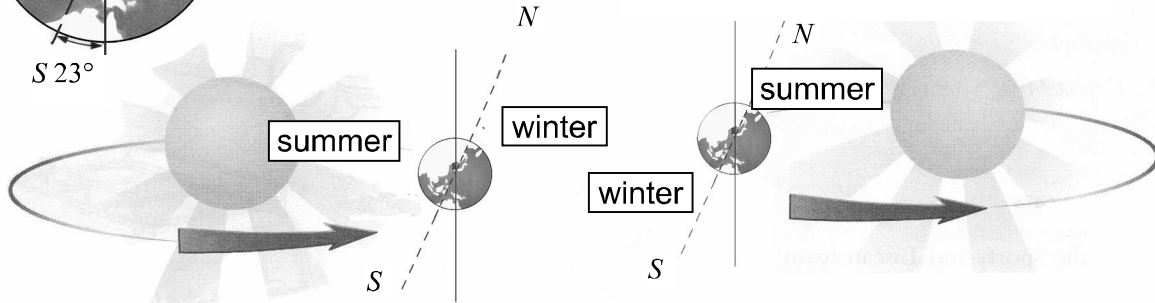
The Earth turns around in 23 hours 56 minutes and 4 seconds. This makes our day. The Earth also goes around the sun in $365\frac{1}{4}$ days. This makes our year.





But the Earth is not straight! It has an angle of 23° . This means that only part of the Earth gets a lot of heat from the sun. This is the part nearest to the sun.

When it is summer in the north, it is winter in the south.



When it is summer in the south, it is winter in the north. The countries near the Equator have the same weather all the time.

In the winter, the places in the north and south get very little sun. It is night time almost all the time. In the summer, they get light all the time. They get the Midnight Sun!

Ask your family and friends if they know why we have seasons.
Tell them if they don't know!

2 'much', 'many', 'a lot' and 'a lot of' What's the word?

Put 'much', 'many', 'a lot' or 'a lot of' in each space.



3 Long comparatives and superlatives What do you think?

3.1 Two cars

Look at these two cars. What do you think about them? Write some sentences with these words:

exciting expensive long
comfortable beautiful fast
difficult to drive big

For example:

I think the brown car is more exciting than the blue one.



3.2 Three cars

Look at the two cars again.
Here's another car, the grey one.
What do you think about the three cars?
Use the words in Supplementary Exercise 3.1 and write a few sentences.
For example:

I think the grey car is the most exciting.

Next lesson, compare your answers with other students in your class.



4 Making plans What are you doing next week?

Write down what you are doing next week. Write something on six days.

Sunday	Thursday
Monday	Friday
Tuesday	Saturday
Wednesday



Now talk to Linda on the telephone. She wants to go to the cinema on two days.

LINDA: Hi! How are you?
 YOU:
 LINDA: I'm fine. Listen. There's a new film called
 'Adventures in Space 1'. Do you want to see it?
 YOU:
 LINDA: Wonderful! What are you doing on Monday?
 YOU:
 LINDA: Oh. Monday's a difficult day for me, now I think about it.
 What about Tuesday?
 YOU:
 LINDA: OK. There's another part of the film, 'Adventures in Space 2'.
 We can see that. What are you doing on Wednesday?
 YOU:
 LINDA: Wednesday. Oh no! I'm going to the dentist on Wednesday.
 Are you free on Thursday?
 YOU:
 LINDA: I'm going shopping on Friday.
 On Saturday morning I'm going swimming with my sister.
 After that, I'm free. When can we go to the cinema, then?
 YOU:
 LINDA: Great! That's fine. We can meet at my house at six o'clock.
 See you then. Bye!
 YOU:

5 Say it clearly! /ɪə/ and /ɪst/



Listen. Say the words and sentences.

sunny sunnier the sunniest funny funnier the funniest
 It's the sunniest day of the year! He's the funniest person I know!
 happy happier the happiest
 This is the happiest day of my life!

Unit 19

Culture matters Living with nature



1 Reading The seasons in Korea

1.1 Your ideas Seasons in our country

Which of these seasons do we have in our country?

spring summer autumn winter

When are they? Are they very different?

What different things do people do in each season?

When is your favourite time of the year? Why?

1.2 Reading Autumn and winter in Korea

The four seasons are very different. Read about what Mi Gyong and Ju Song think about autumn and winter.

Some phrases are missing. Can you choose the correct ones?

we have a lot of snow

it is already dark

The leaves on the trees go brown we have to wear warm clothes

Check your answers with the rest of the class.

Autumn poem by Ju Song
September, October, November.
Ripe fruits, golden fields.
Fantastic fun, kicking leaves.
Animals hibernate.



Winter poem by Mi Gyong
December, January, February.
Frostwork on windows.
Exciting skating, making
snowmen.
Central heating is on.
The days are shorter now.



Autumn

Autumn is a very beautiful time of the year. ... and then they fall off.

We play outside a lot

but

School starts again in autumn, at the beginning of September.

At school, we have autumn sports meeting.

Winter

It's very cold in winter!

Sometimes ... and we can make snowmen. I like winter because we can go skating and have the snowball fighting.

When we come home from school at six o'clock,



2 Reading Spring and summer in Britain

Now read what Daniel and Fiona think about spring and summer. Which of the four seasons is their favourite? Which season don't they like?

Spring poem by Daniel

March, April, May.

A long winter sleep.

Birds singing in the trees.

Flowers opening.

Summer poem by Fiona

June, July, August.

Running in the park.

Voices laughing, happy.

Yellow sun, blue skies.

Spring

After the long winter, spring is great! There are new leaves on the trees and the birds start to sing. We can go outside again and play in the park. The days are longer and it doesn't get dark until about six o'clock. It's much warmer but it rains a lot and the days are very windy.

Summer

Summer is the time for me. School finishes in July and we can play outside all the time. Sometimes (but not often!) it is very hot. People are happier and they talk to each other a lot more. The days are very long. In June, for example, it doesn't get dark until about 10 o'clock.

It's very difficult to go to sleep at night!



You can listen to Daniel and Fiona on the cassette. Read it again. How is that season different in our country? Make some notes and then tell class what you think.

3 Two games In the park

Here are two games that children in Korea like to play. Try them out now and play with your friends later!

Shuttlecock

Prepare for a shuttlecock. It is a team game or an individual game. You can limit the time or the number of shuttlecock.

Try to play shuttlecock as many times as you can or finish it as early as possible.

The boy or team to drop shuttlecock is the loser.



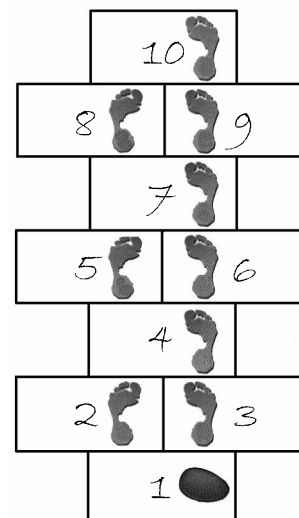
Hopscotch

Draw this on the ground. Play with some friends and take turns to go.

Throw a stone to 1. Don't step on 1. Hop to 2–3, hop to 4, put two feet on 5–6, hop to 7, put two feet on 8–9 and hop to 10. Turn round and do the same to go back to 1. On your next turn, throw the stone to 2 and go up to 10 and back again.


Miss a turn if you drop the stone; miss the number with your stone; put your feet on the lines or fall over.

The first person to throw the stone to 10 and hop up and back is the winner.



Supplementary Exercises

1 Listen, look and repeat



 You try it! Listen! Look in a mirror and say the words and phrases.

1. **He lives in a big house.**

house, a big house, in a big house, lives, he lives, he lives in:
He lives in a big house.

2. **Harry comes to school by bus.**

bus, by bus; to school, to school by bus; comes, Harry comes:
Harry comes to school by bus.

2 Stress in two syllable words Bang on the table!

2.1 Words with two syllables

Here are some words with two syllables.

The first syllable is the strongest.

Say the words and bang your hand on the table when you say the first syllable.

London writing jumping hottest longer kitchen teacher



Listen and say the words. Don't forget to bang the desk on the first syllable!

2.2 Some more words with two syllables

Find some more two syllable words.

Say them and bang your hand on the first syllable.

parrot season summer autumn

3 Stress in a sentence What are the important words?

3.1 Important words

In English, we say the important words strongest. Like this:

SOPHIE: Oh NO. When ARE you FREE?

MONA: Well, FRIDAY is FREE.

SOPHIE: OK. We can have the party THEN. Can you tell ALI?



Listen. Say the dialogue.

3.2 Find a dialogue

Find a dialogue in the book. Put a circle around the important words.

SOPHIE: (Barbara), are you (free) on (Friday)? After (school)?
 BARBARA: (No), I'm (not). I'm (going) to the (dentist).
 SOPHIE: Oh, that's (OK). What (time)?
 BARBARA: (Five) o'clock.
 SOPHIE: Can you (come) to my (house) after the (dentist)?
 I am (having) a (party).
 BARBARA: (Great) Yes.
 SOPHIE: OK. Good. (See) you (tomorrow) (Bye).
 BARBARA: Bye.

3.3 Say the dialogue

Say the dialogue. Say the words in the circles stronger.

Listen to the dialogue on the cassette.

Do they say the words in the same way?

Well done!

Use the three ways to practise pronunciation in the next units.

Unit 20

Revision and Test (Units 17—19)

Revision

1 *Frequency adverbs* I Never do that!

Write your answers to these questions. Use these words:

sometimes never always usually

For example: I never get up before six o'clock.

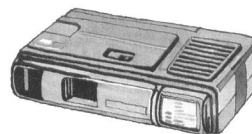
- Do you ever get up before six o'clock?
- Do you ever speak English at home?
- Do you ever have breakfast in bed?
- Do you ever eat sweets?
- Do you ever go to bed after midnight?
- Do you ever drink cola?

Compare your answers with other students in your class.


2 *Comparing* It's bigger and better

Write about the cameras. Use the words.

- The DX 500 is bigger than the Snappy.
- The DX 500 (modern)
- (heavy)
- (new)
- (difficult to use)
- (small)
- (light)
- (expensive)



Snappy



DX 500

3 *Countables, uncountables* 'How many ...?' or 'How much ...?'

Are these words countable or uncountable? Make two lists.

eggs milk giraffes air food trees water cars lions
clouds water vapour snow meat wind blood leaves people

Now fill the gaps with 'much', 'many' or 'a lot of'.

How ... lions are there in the zoo?



There is ... water vapour in that cloud.



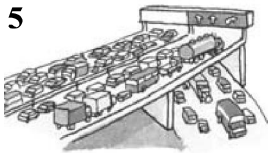
Do you eat ... meat?




There aren't ... trees in the Sahara.



How ... cars are there in your town?



Giraffes eat ... leaves.



How ... rain falls in Brazil?

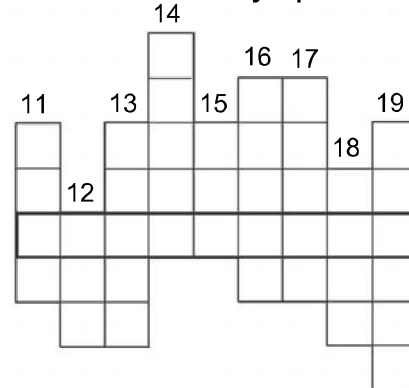
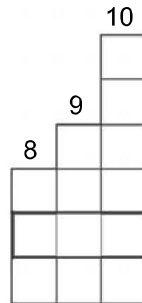
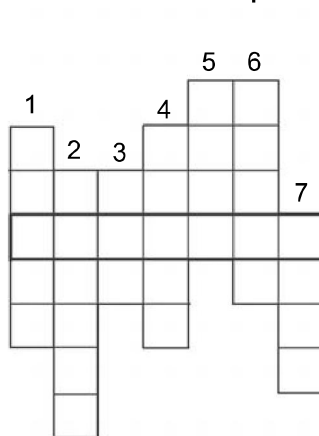


There aren't ... people here.




4 Vocabulary What's the word?

Write the words in the puzzle. What three words do they spell?



1. Clouds arevapour.
2. The sun
3. An important star near us.
4. It's a very day.



5. air falls.
6. Hot air
7. comes from the clouds.
8. The month before June.
9. The month before July.
10. They are white and in the sky.

11. The month after June.
12. Very, very cold water.
13. The sun gives us heat and l....
14. The month after February.
15. The sun is very h.....



16. It's a very s..... day.
17. The month after March.
18. It's white and cold and it comes from the clouds.
19. The month before September.

5 *Making plans* What are you doing next week?

Write down what you are doing on Monday to Saturday next week.

Write your own ideas or choose from the list.

going to the dentist playing ...
going swimming doing my homework
going to ... going shopping with ...
helping ...

Your week	
Sunday	free
Monday	
Tuesday	
Wednesday	
Thursday	
Friday	
Saturday	

Now write your answers to Nina's questions.

NINA: Hello. Are you free on Monday?

YOU:

NINA: What about Tuesday? What are you doing on Tuesday?

YOU:

NINA: Wednesday is not possible for me. I'm going to the dentist's.
What are you doing?

YOU:

NINA: Thursday is difficult.

YOU:

NINA: On Friday I'm going to my grandmother's and on Saturday

I'm going shopping with my mother. What about Sunday?

YOU:

NINA: You're free on Sunday! Excellent! Do you want to do my Maths homework for me on Sunday?

YOU:



NINA: You don't want to! Oh no! OK, I can ask Susan.
Goodbye!

YOU:

Test

1 Adjectives and comparatives What's the weather like?


Look at the pictures. What can you say about the weather?



2 Frequency adverbs How often do you do it?

Write a sentence about each picture.

I always clean my teeth
in the morning.



3 Comparatives Talk about our country

Write your answers to David's questions.

DAVID: Hello. Can you tell me about your country? Is it bigger than Britain?

YOU:

DAVID: Oh. That's interesting. How many people live there?

YOU:

DAVID: Gosh! Is that more or less than Britain? I can't remember.

YOU:

DAVID: You know, my favourite season is summer. I like the long days.
You know, the sun doesn't set until nearly ten o'clock!
Is the day longer or shorter in your country?

YOU:

DAVID: Hmm. I don't like the winter very much. It gets dark so early.
It's dark at about half past three! Is it later or earlier in your
country?

YOU:

DAVID: That's interesting. It's never very warm in Britain. In summer,
it's usually about 18–20°C and in winter it is usually about
5–10°C. How is it in your country?

YOU:

DAVID: Listen. I want to play outside before the sun sets. Come on.
Let's go!



Now talk to David.

4 Making plans Complete the puzzle

Read the dialogue. Put the missing pieces in the correct place.

PAT: Hi, Anne!

Do you want to go?

What?

ANNE: Hi, Pat. What are you doing?

PAT: Well,

There's a new fun park in town.

I haven't got any money.

ANNE: Yes! But when?

PAT:

Are you free tomorrow afternoon?

ANNE: No. I'm going to my uncle's house. What about Wednesday?

PAT: Wednesday?

I've got a music lesson.

ANNE:

PAT: That's fine. What time?

What about Saturday morning?

ANNE: Let me see. It opens at 10 o'clock and ... Oh no!

PAT:

I'm reading a magazine.

It's Pat.

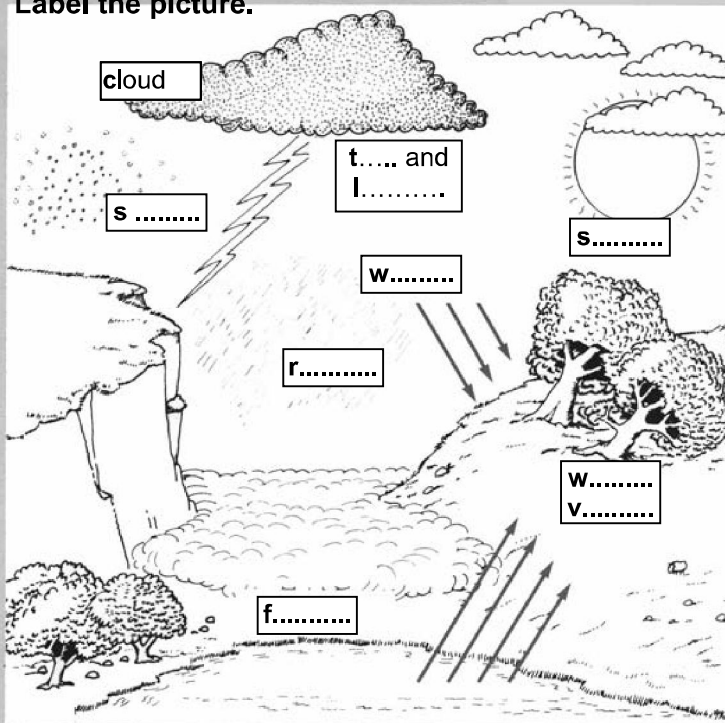
ANNE: It costs £6 to get in!

PAT: What! Well, I can't go!


That isn't any good.

A picture dictionary (5)


Label the picture.




What's the verb?



What's the noun?



What's the adjective?



Theme F Living history

Unit 21

Topic The cavepeople

1 Your ideas 15 000 years ago

15 000 years ago, people lived in caves. Look at the picture. How was life for cavepeople?

exciting boring horrible
nice dangerous safe
hard easy difficult
happy unhappy

Tell the class your ideas.

*I think life was exciting.
I think cavepeople were happy.*



2 Listening In a cave



Listen. What can you hear? Make a list.

I can hear ...


Compare your list with other students. Do you think the cave is a nice place? Is it dry or wet? Is it cold?

3 Reading A dangerous life for cavepeople

3.1 Writing A dangerous life for cavepeople

Life was very dangerous for cavepeople. Why?

Brainstorm your ideas with your neighbour. *It was very cold in winter.*




3.2 Reading Nogoba — the cavegirl

How many dangers can you find in the text? Add them to your ideas map.



You can listen to the text on the cassette.



Nogoba was a cavegirl. She lived in a cave with about 40 other people.

Cavepeople lived in big groups to help each other. Their lives were very dangerous. There were many wild animals near the caves – lions, tigers, bears and elephants.

The cavemen hunted. They killed the animals for food.

The children's jobs were dangerous, too. Nogoba and her friends went to the river every day to get water.

Sometimes, the river was very deep.

Sometimes there were animals near the river.

For many months of the year, Nogoba was cold. There was ice and snow everywhere. It was difficult to be warm. The children sometimes went to sleep by the fire. Sometimes they were too near the fire.

Sometimes Nogoba and her friends went to find fruit and nuts to eat.

Sometimes the fruit and nuts were poisonous and everyone became ill.

There weren't any cave doctors or cave hospitals!

4 Reading Cavepeople painted and hunted

Work with a partner. Read one text each.

How many questions can you answer from the text?

- a. How did they make paint?
- b. How did the cavepeople kill animals?
- c. What did they put on their bodies? Why?
- d. Where did they paint the pictures?
- e. What animals did they hunt?
- f. What part of the animal did they eat first?
- g. Where did they keep their paint?
- h. Why did they paint animals upside down?
- i. When did they paint pictures?
- j. What did they use for clothes?



You can listen to the texts on the cassette.



Hunting and Cavepeople

Cavepeople hunted together in a big group. They hunted mammoths, tigers and bears. They put animal fat on their bodies. The fat helped to keep them warm and it was difficult for the animals to hold them. They also used the animal fat for lights. In the night, they made terrible sounds and the

animals were frightened. The animals went into a river or sometimes they went over a big cliff. The cavepeople killed the animals with spears. They liked to eat the soft meat first (the heart and the brains) and then they cooked the body of the animal. They used the skins to make clothes.

Cave paintings

There are cave paintings in caves in many different countries. Cavepeople painted pictures of the animals that they hunted. Cavepeople hunted mammoths, tigers and bears. They painted the pictures inside their cave.

Sometimes the cavepeople painted the animals upside down to show that the animals were dead. They made their paint from different plants to make green, yellow and brown. They kept their paint in animal bones. They painted their pictures before and after a big hunt.



5 Reading What changed first?

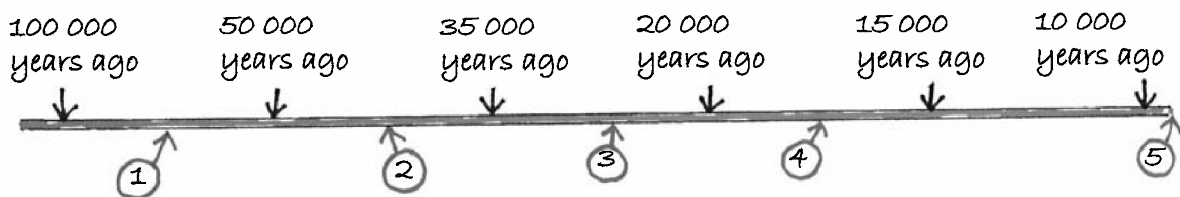
When did the life of cavepeople change? Match the sentences a–e with the numbers 1–5 on the timeline.



- a. They painted pictures on the walls of the caves. They had pots for water and food. b. They picked fruit and killed animals for food. They moved to a different place every night.



- c. They lived in small houses. They had sheep and goats. They had wool for clothes. d. They lived in caves. They had stone tools and skin bags for their tools. e. They lived in villages. They were farmers and had fruit and vegetables for food.



Now match the inventions to this timeline. Add some more inventions.

People had cars. People used telephones. People used electricity.
 People used computers. People went to the moon. People went by train.
 People went to school.



6 Review Your Language Record

Now complete your *Language Record*.

Write the meanings. Add the missing examples.

Word	Meaning	Example
a cave		
a picture		
fat		
skin		The cavepeople used animal skin to make clothes.
dangerous		
dark		It is very dark inside the caves.
deep		It is dangerous to swim in deep water.
exciting		It was exciting to hunt an animal.
frightened		The animals were frightened of the sounds.
happy		
upside down		Cavepeople painted animals upside down
wild		
chase		The hunters chased the animals into the river.
hunt		
kill		They killed animals with spears.
paint		
pick		The children picked nuts and fruit to eat.
went		The animals went into the river.

Choose some more words. Write some examples and the meanings.

poisonous safe ice soft attack a cliff a goat a spear a sheep

Supplementary Exercises

1 Vocabulary What's the word?

1.1 Find the words

Read the words and find the opposites.

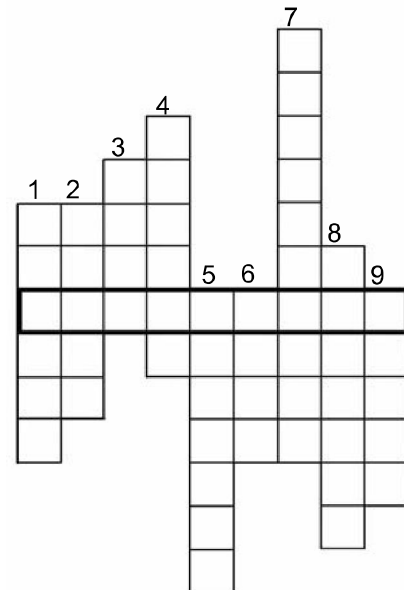
Make an exercise like this for your class.

1.2 A vocabulary puzzle

Read the clues.

Write the words in the puzzle.

- 1 Cave life was exciting: it wasn't **b**...
- 2 Cavepeople went to **s**... by the fire.
- 3 It was dangerous to **s**... in the river.
- 4 Today we **t**... by car, train and bus.
- 5 The **m**... was the biggest animal the cavepeople killed.
- 6 I was **b**... in 1975.
- 7 I was **f**... on my first day at school.
- 8 I've got a sister but I haven't got a **b**...
- 9 Cavepeople killed animals with a **s**...



2 'was/were' Write about the pictures

Write about Nogoba and Mashan and her brother Mashan.

Use 'was' and 'were'.




1 It



2 Nogoba and Mashan sad.



3 They looked at the animal.



3 Regular Past verbs What did Sun Hui do yesterday?

3.1 Write about Sun Hui

Look at the pictures and write some sentences.

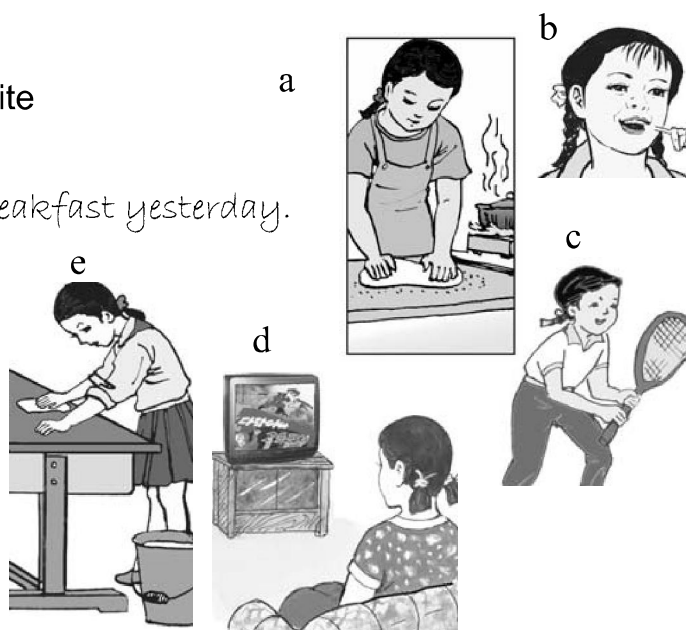
a Sun Hui cooked her breakfast yesterday.

b

c

d


e



3.2 What about you?

Write about what you did yesterday or last week.

4 Reading, writing and listening A true story



Listen. The boys are telling a newspaper reporter about their adventure.

REPORTER: Hello, boys. Tell me about your adventure yesterday.

MARCEL: Well, we went in the cave...

GEORGES: ... suddenly on the walls on the first path there were lots of pictures, ...

SIMON: ... first there were twelve elephants on one wall ...

MARCEL: ... and two on the opposite wall ...

JACQUES: ... then in the next path there were nine elephants on the wall ...

GEORGES: ... then three rhinoceroses ...

SIMON: ... five horses and nine buffalos ...

JACQUES: ... and at the end of the path there were eight more elephants and two more horses.

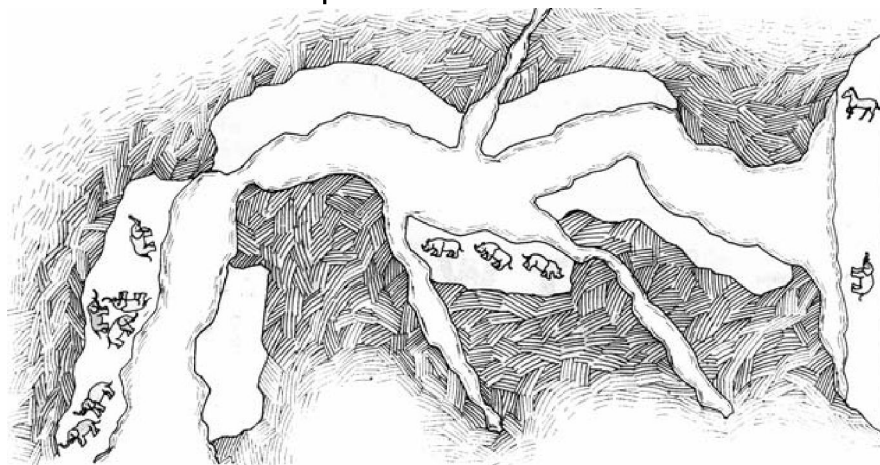
REPORTER: Good heavens! How can you remember all that?

JACQUES: We've got a map. Look. It's got all the animals on it.

REPORTER: Why are there so many animals in the same cave?

SIMON: The teacher said ...

Draw the animals on the map.



5 Writing Write the story

Write the newspaper story on a separate piece of paper.

You can use these sentences:

Four boys; Jacques, Simon, Georges and Marcel were friends.

In the summer of 1940, the weather was very hot. One day, ...

Unit 22

Language focus Past simple

1 *Listening* Sophie's first day

1.1 *Your ideas* Your first day at school

Tell the class what you can remember.

What was the name of your first school?	<i>My first school was ...</i>
Was it big or small?	<i>It was a small/big school.</i>
Can you remember your first classroom?	<i>The classrooms were ...</i>
How many children were there?	<i>There were</i>
Who was your teacher?	<i>My teacher's name was ...</i>
How old were you?	<i>I was ... years old.</i>

1.2 *Listening* Sophie's first day

Barbara is asking Sophie about her first school.



Listen and answer the questions.

What was Sophie's first school? Was it big or small?
 What was her classroom like? How old was she?
 Was your first school bigger than Sophie's? Was it newer?
 Were you older than Sophie?

BARBARA: Sophie, where did you go to school before?

SOPHIE: I went to a school in Scotland.

BARBARA: Was it nice?

SOPHIE: Yes, it was a very small school. It had 86 pupils.

BARBARA: That's very small!

SOPHIE: Yes, but there were a lot of children in each classroom.
 There were 32 in my classroom. There were only three
 classrooms.

BARBARA: Was it an old school?

SOPHIE: Yes, it was very old. It was more than 200 years old.
 We were in the best classroom. In the other rooms,
 in the winter, there was ice inside the rooms!

BARBARA: Oh! When did you start school?

SOPHIE: At nine o'clock.

BARBARA: No, I mean, how old were you?

SOPHIE: About four and half.

BARBARA: Oh. I was five, I think ...

2 Grammar Were you older? Was it newer?

2.1 Your ideas 'was' and 'were'

When do you say 'was' and 'were'?

Look at these sentences from Units 21 and 22 and complete the tables.

I was four years old.

It was exciting.

It was dangerous.

Cavepeople were farmers.

She was a cavegirl.

We were in the best classroom.

There was snow everywhere.

There were many wild animals.

How old were you?

The river was very deep.

I	older. happy. 12 years old. very cold.
You	
He	
She	
It	
We	
They	
There ...	only three classrooms.
There ...	ice in the classrooms.

2.2 Practice Was it cold?

Choose the best question to continue each conversation.

- | | |
|--|------------------------|
| 1. I went swimming on Saturday. | a. Was it a long way? |
| 2. I went to the cinema at the weekend. | b. Were you excited? |
| 3. I went to bed at 10 o'clock last night. | c. Was the film good? |
| 4. I went in a helicopter yesterday. | d. Were you tired? |
| 5. We walked home last night. | e. Was it difficult? |
| 6. My mother helped me with my homework yesterday. | f. Was the water cold? |
| 7. I cooked a meal yesterday. | g. Was it good? |

2.3 Practice Spot the differences


How many differences can you find between the morning and the afternoon? Write a sentence about each one.

In the morning there was ...

There were ...



in the afternoon



3 Grammar Some more Past tense verbs

3.1 Your ideas What do you say?

In Korean, do many verbs in the Past tense look the same?

Are some verbs very different?

3.2 Past tense form What's the difference?

Find the verbs in Lists A and B. How are the verbs different?

LIST A

We walked home last night.

My mother helped me with
my homework yesterday.

I had a lot of homework last night.

I saw Peter yesterday.

I went to bed at 10 o'clock last night.

I made a cake yesterday.

LIST B

I walk home every night.

She always helps me with my
homework.

I always have a lot on Monday night.

I usually see him on Thursday.

I usually go to bed at 11 o'clock.

I usually make a cake on Sunday.

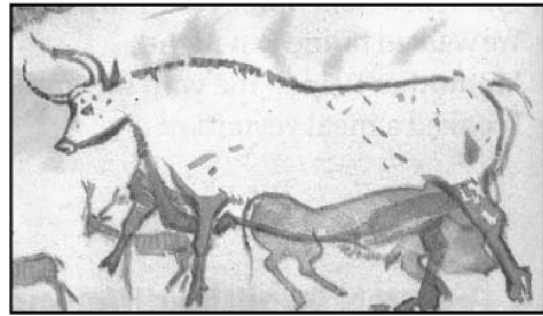
3.3 Practice Past verbs

In English, you add '-ed' to the end of many verbs to make the Past tense.

Complete the text with Past tense of the verbs.

THE LIFE OF THE CAVEPEOPLE

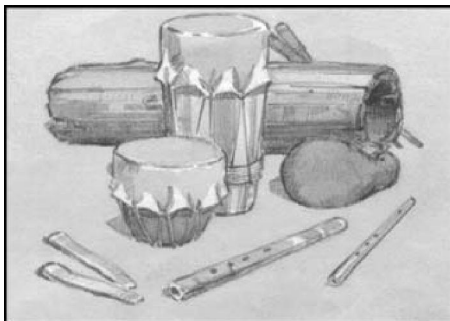
Cavepeople ...(live) more than 30 000 years ago. They ... (walk) from place to place and they ...(use) stones to make tools. They ...(hunt) in big groups and ...(kill) animals for their food. They ...(cook) the meat on a fire in front of their cave. Often, they ...(paint) pictures of the animals in their caves.



Other verbs are very different. Look at List A in Exercise 3.2 and complete these sentences.

CAVE MUSIC

Sometimes, cavepeople(make) music with bones from animals.



They ... (have) many pipes to blow and many things to bang. They (play) with their fingers. They ... (use) the pipes to tell each other about dangerous animals. They also ... (use) the pipes when they ... (go) hunting. If they ... (see) an animal, they ... (make) a lot of noise.



Listen and check your answers.

3.4 Some more practice What did you do?

Ask your neighbour.

I saw ...

I played ...

What did you do on
Monday ..., Tuesday ...?

I went to ...

4 Language functions Talking about the past

4.1 Your ideas It was fun!

Tell the class about somewhere you went where you had fun.

Last weekend ... Last month ... Last summer ...

I went to ... I saw ... I made ... I had ... I played ... I was ...

They can ask you questions.

Was it nice? Where was it? Was it exciting? Was it big? Were you frightened? Were you with your friends?

4.2 Listening Are you right?



Listen to Sophie and Mona.

S: Do you like the party?

M: Er... yes, I think so. I went to a different type of party last week.

S: Was there any music?

M: Yes. But it was different. There was a sitar.

S: What's that?

M: Like a big guitar ... and a tabla ...

S: What's that?

M: A special type of drum.

S: Was it a dancing party?

M: No, not really. Do you like dancing parties?

S: Yes! I went to a party last week, too.

M: Was it like this?

S: No. It was great. It was a swimming party.

M: A swimming party?

S: Yes. We had races and games in the swimming pool.

M: Was it a birthday party?

S: Yes.

M: Was there a birthday cake?

S: Yes, but it went in the water!

4.3 Practice What did you do?

Now you try it. Work with a partner. Talk about something you did.

Here are some ideas:

Last weekend ... Last month ... Last summer ...




I went to ... I saw ... I made ... I had ... I played ... I was ...

You can ask your partner some questions.

Was it noisy? Was it quiet? Was there music? Was there dancing?

Were your friends there? Was it a birthday party? Was the food nice?

Act out your dialogue for the class.



5 Review Your Language Record

Now complete your *Language Record*.

Talking about past events Add more phrases. Write the meanings.

What did you do last night? I had
 I went to I played
 I saw What was it like?
 I made It was great

'was' and 'were' Complete the table and add some more examples.

I	was	
You	
He	here yesterday.
She	very cold last night.
It	
We	happy at school.
They	

There were _____
There was _____

Past tense regular verbs Complete the sentences.

Cavepeople from place to place. (walk)

They animals. (hunt)

They meat on a fire. (cook)

They music together. (play)

They in caves. (live)

Past tense irregular verbs Complete the sentences.

Cavepeople a very dangerous life. (have)

There many wild animals. (be)

If they an animal (see), they ... a terrible sound. (make)

They after the animals and killed them. (go)

Supplementary Exercises

1 Regular Past tense verbs Word puzzles

1.1 Word puzzle

There are nine Past tense verbs in this puzzle. Can you find them?

The words go down (↓), across (→) and backwards (←).

L	I	S	T	E	N	E	D
W	A	N	T	E	D	C	E
D	E	P	M	U	J	R	C
D	E	H	S	A	W	I	I
X	D	R	O	P	P	E	D
D	E	K	L	A	W	D	E
L	I	K	E	D	X	X	D

1.2 Your own puzzle

Make a puzzle for your friends. You can use these verbs:

walked talked cried watched started passed

Add some more of your own.

2 'was' and 'were' Colin's story

2.1 Fill the gaps

Read the paper story. Write 'was' or 'were' in the gaps.

BOY WAS LOST FOR THREE DAYS

Colin Becks, a teenager from Central High School, was alone in the woods for three days. He tells his story in his own words.

'Last Saturday there a big football match at the stadium. All my friends at the match. I don't like football so I went to the woods on my bicycle. It ... a very hot day. I stopped and had my lunch. Then I saw a hole near a tree. I went in the hole and into a big, cold cave. There two caves. A river went from the first cave to the second one. I decided to go into the second cave in the river.

Suddenly "BANG!". There a terrible noise. The stones from the wall filled the hole. They very big and heavy. I couldn't get out. After a long time, I went to sleep in the cave. I very tired. In the morning I decided to swim in the river to find the way out. The water very, very cold! I don't know how long I in the river, but it a long time! Suddenly, I saw the sun and the trees! I was safe!

2.2 Questions with 'was' / 'were' A newspaper reporter interviews Colin

What did the interviewer say? Choose the correct question.

INTERVIEWER: Can you tell me what happened last Saturday?

COLIN: Well, I didn't have any friends to play with.

INTERVIEWER: *How long were you in the river?*

COLIN: Yes, they were. So I went to the woods.

INTERVIEWER: *Was it deep?*

COLIN: Yes, it was. I had my lunch and then I saw a hole under a tree.

INTERVIEWER: *Were there two caves then?*

COLIN: Oh very big. It went into a big cave.

INTERVIEWER: *How big was it?*

COLIN: Yes. It was difficult to see. But there was a river on the left of the cave.

INTERVIEWER: *Were you frightened?*

COLIN: I don't know! I decided to swim into the next cave.

INTERVIEWER: *Was it dark?*

COLIN: Yes, but when I was in the second cave, all the stones came down from the wall!

INTERVIEWER: *Were they at the football match?*

COLIN: Yes, I was! I decided to try and find another hole at the end of the river.

INTERVIEWER: *Was it very hot on Saturday?*

COLIN: About three hours I think. Suddenly I saw the sun and the trees! I was very happy!



Listen and check your answers.

3 Say it clearly! /t/, /d/ and /ɪd/

There are three ways of saying '-ed' in English:

a 't' sound (/t/), for example: washed

a 'd' sound (/d/), for example: lived

an 'ɪd' sound (/ɪd/), for example: started



Listen. Say the verbs.

helped liked wanted decided asked stayed visited

changed studied looked watched played

Put the verbs in the columns.
Check your answers with the cassette.

washed / t /	lived / d /	started /ɪd/

4 Irregular Past verbs: 'went', 'had', 'saw', 'ate' Some more about cave painting

Put the correct form of the verb in the gap.



CAVE PAINTING

The cavepeople had different methods for painting.

They (have) five colours –black, brown, red, yellow and white. Sometimes, they (make) pictures with their hands and fingers. They also ... (have) paint brushes. They (make) the brushes from small bones and animal hair. When they (go) away from home they painted on stones. The cavepeople usually painted the animals they (see).

5 Talking about past events Talk to Linda

Write some questions for Linda and some answers for her questions.

LINDA: Hi. Did you have a good weekend? I did. I went to the circus!

YOU: *where?*

LINDA: It was in my town. It was here for two days. I saw the clowns.

funny?

YOU:

LINDA: Yes, they were. Then there were also some fire-eaters.

YOU: *frightening?*

LINDA: Yes! Then we went home and had a barbecue. Tell me about a fun weekend.

YOU:

LINDA: Oh! Were you with your friends?

YOU:

LINDA: Was there music?

YOU:

LINDA: Was there any nice food?

YOU:

LINDA: That sounds fun. I've got lots of homework now.
Talk to you soon. Bye.

YOU:



Now talk to Linda on the cassette.

Unit 23

Culture matters Living traditions

1 Reading Celebrations

1.1 *Your ideas* Celebrations in our country

Think about the important events we celebrate in our country. What are they?

Do you have special food? Do you meet in a special place? Do you have parties? Do you give presents? Do different groups of people celebrate different events?

Look at the celebrations in this unit.

1.2 *Reading* When are the celebrations?



THE DAY OF THE SUN (APRIL 15TH)

April 15th is the birthday of the great leader Generalissimo **Kim Il Sung**. It is the greatest national holiday of our people. It is also the great holiday of the world people. People visit Mangyongdae in April. Every April there is April Spring Friendship Art Festival in Pyongyang and many famous actors and actresses come to Pyongyang with their music and dance to commemorate the Day of the Sun.



FEBRUARY 16TH

February 16th is the birthday of the great leader Marshal **Kim Jong Il**. It is also the greatest national holiday of our people. Every February there is International Figure Skating for Paektusan Prize in the Ice Rink and we can see many kinds of celebrations all over the country. The most fantastic celebration is **Kimjongilia** Festival.

THE LUNAR NEW YEAR'S DAY

This celebration moves its date each year. Usually it is in January or February. On the lunar New Year's Day people wear new clothes, and greet to the bronze statue of the great leader Generalissimo **Kim Il Sung** on Mansu Hill with flowers. They greet elders and send new year cards. Children usually make a New Year's Day bow to grandparents and they are given presents. The whole family sit together and eat national dishes such as rice-cake and rice-cake soup.

CHUSOK (THE LUNAR AUGUST 15TH)

This is one of the three major folk holidays of Korea with the lunar New Year's Day and the lunar January 15th. *Chusok* means a bright moonlight night. People celebrate a bumper crop that year with many national dishes prepared with the year's crops. They usually play folk games such as swinging and Ssirum(Korean wrestling). They also visit the graves of their ancestors with food from the year's first harvest.

2 Reading What is a celebration?

Work in a small group. What do people do for each celebration in Exercise 1? Put a tick (✓) in the chart.



1 eat special foods					
2 wear new clothes					
3 send cards					
4 visit people					
5 go on the streets					
6 stay at home					
7 dance and sing					
8 play folk games					

Supplementary Exercises**1 Useful phrases Phrases in the bag**

1 Write these phrases on some cards.

IN THE TOWN

About two kilometres from here.
There are some shops near the station.
There's a restaurant near here.
This is the best restaurant near here.

WHAT YOU THINK

I think so.
I don't think so.
I don't mind it.
I like it.
I hate it.
I think it's horrible.

THE WEATHER

It's hotter than yesterday.

It's a nice day today.

I was born in ...

2 Write them in Korean on the other side.

3 Find some more phrases in your text and make cards for them.

4 Put all the cards in a bag.

5 Take out a card and translate it into English or into Korean.

2 Asking and answering questions Talk to yourself!

1 Record these questions onto your cassette.

(Wait a few seconds after each question.)

Hello, what's your name?

When were you born?

What school do you go to?

Where is that?

What's your favourite subject at school?

When did you start learning English?

Did you watch TV yesterday?

What did you enjoy?

2 Now talk to yourself! Play the cassette and answer your questions.

3 Find some more questions in your textbook and record them.

3 Conversation Have a conversation!



Choose one of the situations below and talk to yourself.

Change your hat/ chair/ coat as you talk.

THE WEATHER IN OUR COUNTRY

YOU 1: What's the weather like in your town?

YOU 2: Well, it's What's it like in your town?

YOU 1:

YOUR SCHOOL TIMETABLE

YOU 1: Hi. What do you think of the new timetable?

YOU 2:

YOU 1: What's your?

YOU 2:

YOUR TOWN

YOU 1: Hi. Where do you live?

YOU 2: What about you?

YOU 1:

THE ANIMALS YOU LIKE AND DON'T LIKE

YOU 1: I've got a parrot.

YOU 2: Have you?

YOU 1:

WHAT YOU DID YESTERDAY

YOU 1: Hi, I went to the cinema yesterday. What did you do?

YOU 2:

Use these three ways to help to practise your English at home.

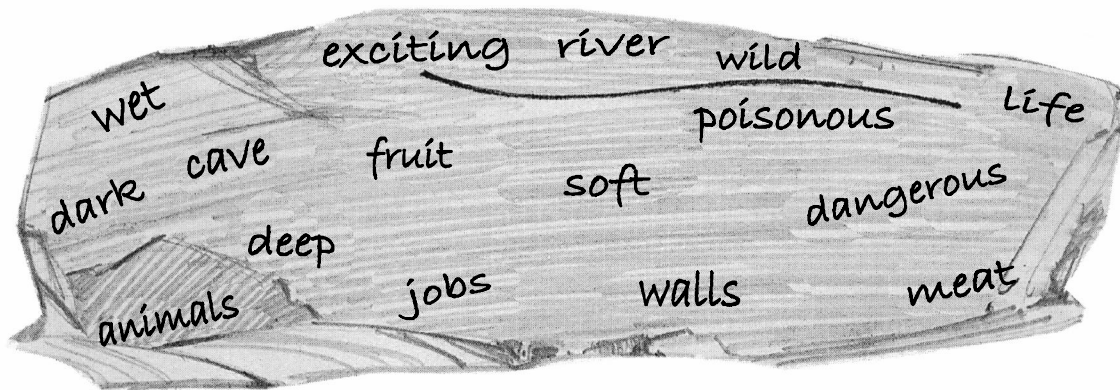
Unit 24

Revision and Test (Units 21–23)

Revision

1 Vocabulary: nouns and adjectives Words to revise

Here are some words from Units 21–23 in the text.



Choose a noun and an adjective for each sentence.

1. The cavepeople lived an exciting life.
2. They lived in a
3. They killed many for food.
4. They liked to eat the first.
5. They painted pictures on the of the caves.
6. The children had to do some
7. They collected water from the
8. Sometimes they picked



You can check your answers on the cassette.

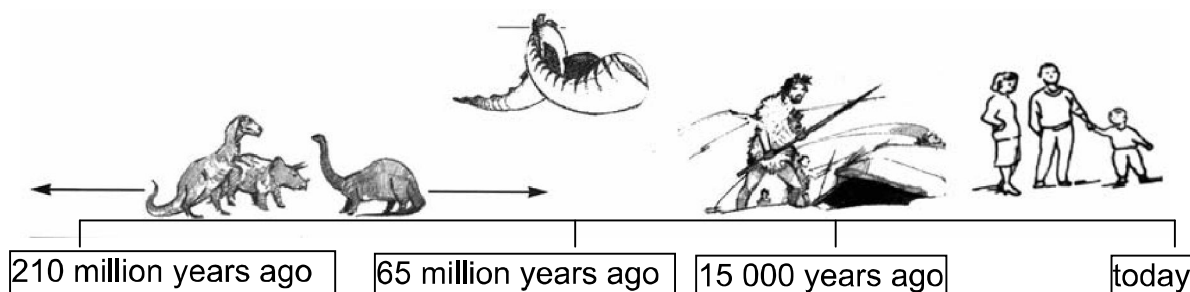
2 Speaking Talk to Linda



Write your answers to Linda's questions. Then talk to her.

LINDA : What did you learn about in English this month?
 YOU:
 LINDA: Cavepeople! That's interesting! Did they have music like us?
 YOU:
 LINDA: That was clever! Did they have fire?
 YOU:
 LINDA: What did they eat and drink then?
 YOU:
 LINDA: Did the cavepeople live at the same time as dinosaurs?
 YOU:
 LINDA: You know a lot about cavepeople! I'm doing my Maths homework now. Bye!
 YOU:

3 A *dinosaur quiz* When did the dinosaurs live?




Are these sentences true [T] or false [F]?

- 1 There were only 20 kinds of dinosaurs. ☐
- 2 Dinosaurs only lived in America and Africa. ☐
- 3 Some dinosaurs ate plants. ☐
- 4 They disappeared 65 million years ago. ☐
- 5 Dinosaurs were mammals. ☐
- 6 Birds come from dinosaurs. ☐
- 7 Some dinosaurs were bigger than a car. ☐
- 8 All dinosaurs had four legs. ☐

Now read the text below to see how many of your answers are correct.

Today there aren't any dinosaurs but for 75 million years more than 800 different kinds of dinosaurs lived all over the world. Some dinosaurs had two legs and some had four legs.



A brontosaurus

Most of them were very big; some were 30 metres long and weighed 30 tons (the same weight as three very big lorries). Some dinosaurs killed and ate other dinosaurs.

Many dinosaurs laid eggs in a nest and looked after their babies very well. The big dinosaurs moved very slowly – about 8 kilometres per hour – but the small ones ran faster.

The small ones were the same size as a chicken. Today's birds come from dinosaurs! They have the same kind of bones. 65 million years ago dinosaurs suddenly disappeared.



A tyrannosaurus

Test

1 Grammar 'was/were'

Fill in the gaps in this text with 'was' or 'were'.

We know that cavepeople1.... good artists.

But they2..... also good musicians.

Their pipes3..... animal bones.

The leg bone4..... the best pipe.

When the bone5..... dry, the cavepeople made some holes in it.

When the pipe6... ready, they played some music.

2 Writing Write about the past

Use these verbs to write about what Sun Ok did at the weekend.

Saturday	Sunday
television (watch)	desk (clean)
mother (help)	a film (see)
a cake (make)	





On Saturday Sun Ok watched television. Then she ...

3 Vocabulary What's the word?

Find the word in the square. They go across and down.

4 u ____ d ____

- 1 
 2 Cavepeople painted p _____.
 3 r _____



- 5 Cavepeople h ____ for their food.
 6 They killed the animals with s ____.

A	B	D	C	A	V	E	H	J	J	K	U	N
G	T	E	F	E	T	R	E	Y	O	A	J	H
U	P	S	I	D	E	A	D	O	W	N	E	U
R	A	J	K	E	U	H	J	E	V	M	A	N
I	W	S	P	E	A	R	S	Q	P	M	A	T
V	S	H	V	J	U	A	N	Q	D	K	M	E
E	A	P	I	C	T	U	R	E	S	Y	W	D
R	K	J	O	K	E	O	M	H	A	G	F	E

4 Writing Past simple

Write five sentences about the life of someone you know well—a friend, a famous person or someone in your family or yourself!

cave

c.....

p.....

m.....

r.....

s.....

f.....

s.....


a.....


b.....


p.....


b.....


b.....


 cooked


 w.....


 s.....


 t.....

 p.....

 p.....

 h.....

 m.....

 p.....

exciting

b.....

h.....

n.....

d.....

s.....

h.....

u.....

h.....

d.....

e.....

d.....

ice

h.....

s.....

d.....

t.....

l.....

b.....

c.....

Irregular verbs

Infinitive	Past simple	Past participle
be	was, were	been
become	became	become
buy	bought	bought
can	could	
come	came	come
do	did	done
draw	drew	drawn
eat	ate	eaten
find	found	found
get	got	got
go	went	gone
have	had	had
leave	left	left
make	made	made
meet	met	met
put	put	put
run	ran	run
say	said	said
see	saw	seen
sell	sold	sold
sit	sat	sat
speak	spoke	spoken
take	took	taken
tell	told	told
think	thought	thought
understand	understood	understood
wake	woke	woken
wear	wore	worn
write	wrote	written

Grammar summary

Theme A

1. 품사 (Parts of Speech): noun, verb, adjective

명사(noun)는 사람이나 장소 혹은 물건의 이름을 나타내는 품사이다.

a girl (소녀) a school (학교) a table (책상, 식탁)

동사(verb)는 대상의 행동이나 상태를 나타내는 품사이다.

run (달리다) eat (먹다) swim (수영하다)

형용사(adjective)는 대상의 특징(성질, 수량 등)을 나타내며 명사의 앞에 놓여 명사를 규정하여주는 품사이다.

a big house (큰 집) a new classroom (새 교실)

short hair (짧은 머리) many tractors (많은 트랙터들)

2. 현재단순(시칭) (Present simple): 긍정문과 부정문

긍정문 (Positive)

① 현재단순(시칭)은 다음과 같은 경우에 쓰인다.

— 규칙적으로 일어나는 어떤 행동에 대하여 말할 때.

I come to school on foot every morning. (나는 매일 아침 걸어서 학교로 온다.)

— 일반적으로 혹은 항상 일어나는 행동에 대하여 말할 때.

He lives in a town. (그는 도시에서 산다.)

The sun rises in the east. (해는 동쪽에서 뜬다.)

② 현재단순(시칭)에서 주어가 He, She, It 일 때는 동사에 -s(-es)를 붙인다.

Subject	+ Present	+ ...
I You We They	live	in a small town.

나는(너는, 우리는, 그들은) 자그마한 도시에서 산다.

He } She }	lives	in a small house.
It	runs	very fast.

그(녀)는 작은 집에서 산다.

그것은 매우 빨리 달린다.

부정 문 (Negative)

부정 문은 주어다음에 ‘don’t(do not)’ 혹은 ‘doesn’t(does not)’ 를 붙여 만든다.
주어가 I, You, We, They 일 때는 ‘don’t(do not)’를, 주어가 He, She, It 일 때는 ‘doesn’t(does not)’가 쓰인다.

We don’t swim in the lake. (우리는 그 호수에서 헤엄치지 않는다.)

He doesn’t play football in the park. (그는 공원에서 뽀을 차지 않는다.)

Theme B

1. 현재단순(시칭) (Present simple): ‘Do’ 혹은 ‘Does’가 있는 의문문

① 현재단순(시칭)에서 의문문은 Do 또는 Does 를 주어앞에 놓아 만든다.

1 인칭과 2 인칭일 때는 Do 를, 단수 3 인칭에서는 Does 를 주어앞에
놓으며 본동사는 주어다음에 놓인다.

‘Do’ 혹은 ‘Does’를 리용한 의문문은 다음과 같은 경우에 쓰인다.

— 규칙적으로 일어나는 어떤 행동에 대하여 물을 때

Do you go to bed before 10 o’clock? (너는 10 시전에 잠자리에 드니?)

Does your father work on Sundays? (너의 아버지는 일요일에 일하니?)

— 일반적으로 혹은 항상 일어나는 행동에 대하여 물을 때

Do you live in a big city? (너는 큰 도시에서 사니?)

Does your brother go to this school? (너의 동생은 이 학교에 다니니?)

② 현재단순(시칭)의문문앞에 의문사들이 놓이면 그 의문사의 뜻을 가진
의문문이 된다.

What does a shark eat? (상어는 무엇을 먹니?)

When do bats sleep? (박쥐는 언제 자니?)

Why does a giraffe have long legs? (기린은 왜 다리가 기니?)

Where do bears live? (곰들은 어디서 사니?)

- How do birds know the way home? (새들은 어떻게 집으로 가는 길을 아니?)
- ③ 현재단순(시칭)의 의문문에서 대답은 **Do** 또는 **Does** 로 간단히 할수 있다.

Does your father work on Sundays? (너의 아버지는 일요일에 일하니?)

Yes, he does. (응, 그래.)

No, he doesn't. (아니, 일하지 않아.)

Do you have a ruler? (너에게 자가 있니?)

Yes, I do. (응, 있어.)

No, I don't. (아니, 없어.)

2. 소유형용사(소유대명사결합형) (Possessive adjectives):

'my, your, his, her, etc.'

소유형용사는 어떤 물건이 누구에게 속하는가를 말하는 품사이다.
명사앞에 놓인다.

This is **my** dog. (이것은 나의 개이다.)

His mother is a teacher. (그의 어머니는 선생이다.)

Subject	Possessive adjective	Example	
I	my	Where is my book?	(나의 책은 어디 있니?)
You (<i>sing.</i>)	your	What's your name?	(너의 이름은 무엇이니?)
He	his	That's his house.	(저것은 그의 집이다.)
She	her	Her bag is very new.	(그 녀자의 가방은 아주 새것이다.)
It	its	The cat sleeps in its basket.	(고양이가 자기 광주리에서 잔다.)
We	our	This is our classroom.	(이것은 우리 교실이다.)
You (<i>pl.</i>)	your	Where is your teacher?	(너희들의 선생님은 어디 계시니?)
They	their	Birds fly to their nests.	(새들이 자기 둥지로 날아간다.)

※ 소유형용사는 지난 시기 영어문법에서 취급한 소유대명사를 말한다.
명사에 ‘s’를 붙여 소유를 나타낼수 있는데 이 경우는 생명체(사람 또는 동물)에만 가능하다.

Theme C

1. ‘some’ 과 ‘any’

확실한 수량을 나타내지 않을 경우에 ‘some’ 과 ‘any’ 를 쓴다.

Have you got any flowers? (너에게 꽃이 있니?)

There are some eggs on the table. (식탁위에 몇알의 닭알이 있다.)

① ‘some’은 대체로 긍정문에서 쓰인다.

I have some water in my cup. (내 고뿌에 얼마간의 물이 있다.)

They want some potatoes for lunch. (그들은 점심식사로 몇알의 감자를 요구한다.)

② ‘any’는 부정문과 의문문에 쓰인다.

Have you got any salt? (너에게는 소금이 좀 있니?)

We don't need any butter. (우리에게는 빠다가 필요없다.)

2. 보어대명사(인칭대명사 보어격) (Object pronoun):

‘me, you, him, her, etc.’

보어대명사(인칭대명사 보어격)는 행동의 대상을 나타내는 대명사로서 동사뒤에 놓인다.

This is my friend. I like him. (이 애는 나의 동무이다. 나는 그를 좋아한다.)

Subject	Object pronoun	Example	
I	me	Can you help me?	(나를 도와줄수 있습니까?)
You (sing.)	you	I want to see you!	(나는 너를 보고싶다.)
He	him	Do you know him?	(너는 그를 아니?)
She	her	I can understand her.	(나는 그를 이해할수 있어.)
It	it	Do you like it?	(너는 그것을 좋아하니?)
We	us	Let us go, please.	(제발 우리를 놓아주세요.)

You (pl.)	you	All of you go back.	(동무들 모두는 돌아가시오.)
They	them	Vitamins are very important. You need them.	(비타민은 매우 중요하다. 너에게는 그것들이 필요해.)

보어대명사는 전치사와 결합하여 쓰일 수 있다.

It is important for us to study hard. (우리들에게 있어서 공부를 열심히 하는것이 중요하다.)

These books are for you. (이 책들은 너를 위한것이다.)

Theme D

1. 현재지속(시칭) (Present continuous)

현재지속(시칭)은 지금(현재) 일어나고있는 어떤 행동에 대하여 이야기할 때 쓴다.

긍정 문 《주어+be+동사+ing》

Subject	+ 'be'	+ Verb + '-ing'	+ ...
He	is	coming down	the ladder.
They	are	studying	in the classroom.

그는 사다리를 내려오고있다.

그들은 교실에서 공부하고있다.

의문문 《be+주어+동사+ing》

'Be'	+ Subject	+ Verb + '-ing'	+ ...
Is	he	opening	the door?
Are	they	studying	in the classroom?

그가 문을 열고있습니까?

그들이 교실에서 공부하고있습니까?

부정문 《주어+be+not+동사 +ing》

Subject	+ 'be' + 'not'	+ Verb + '-ing'	+ ...
She	isn't	wearing	a sweater.
The sun	isn't	shining	today.

그 녀자는 썸타를 입지 않고있다.

오늘은 해가 비치지 않고있다.

현재지속(시칭)은 계획이나 확정적인 사건에 대하여 말하려고 할 때 쓰일수 있다.

2. 비교급과 최상급 (Comparatives and Superlatives) (1)

'long, tall, big, near, fast, old, hot, small' 등과 같은 한음절 형용사의 뒤에 '-er'와 '-est'를 붙여 비교급과 최상급을 나타낸다.

형용사 (adjective)	비교급 (comparatives)	최상급 (superlatives)
long (긴)	longer (더 긴)	the longest (가장 긴)
tall (큰)	taller (더 큰)	the tallest (가장 큰)
near (가까운)	nearer (더 가까운)	the nearest (가장 가까운)

비교급뒤에 'than'을 쓰며 최상급앞에는 'the'를 쓴다.

Mercury is **hotter** than the Earth. (수성은 지구보다 더 뜨겁다.)

The sun is **the hottest** thing in the solar system.

(해는 태양계에서 가장 뜨거운 물체이다.)

※ 한음절로 된 형용사가 자음으로 끝나면서 그 앞에 짧은 모음이 있을 때는 마지막 자음자를 거듭 써준다.

hot→hotter→the hottest

big→bigger→the biggest

형용사의 비교변화에는 불규칙적인것도 있다.

형용사 (adjective)	비교급 (comparatives)	최상급 (superlatives)
good (좋은)	better (더 좋은)	the best (제일 좋은)
bad (나쁜)	worse (더 나쁜)	the worst (가장 나쁜)

A dog bite is **bad** for you. A snake bite is **worse** for you.

A shark bite is **the worst** for you!

(개에게 물리우는것은 나쁘다. 뱀에게 물리우는것은 더 나쁘다.
상어에게 물리우는것은 제일 나쁘다.)

Theme E

1. 셀수 있는 명사와 셀수 없는 명사 (Countables and Uncountables)

영어에는 개개를 구분하여 셀수 있는 명사도 있고 일정한 형태를 갖추지 않고 어떤 재료와 물질의 이름을 나타내는 셀수 없는 명사도 있다.

five apples (사과 다섯알), three tables (교탁 세개) 그리고 two cups (고뿌 두개)에서 apple, table, cup 는 셀수 있는 명사이며 sugar (사탕), snow (눈), water (물), gas (가스) 등은 셀수 없는 명사이다.

2. 'much', 'many', 'a lot of'

① 'much'는 셀수 없는 명사와 함께 서술문과 의문문, 부정문에서 쓰인다.

We have **much** snow this year. (서술문)

(올해에는 눈이 많이 온다.)

Do you have **much** work today? (의문문)

(오늘 일이 많습니까?)

How **much** water do you need? (의문문)

(물이 얼마나 필요 됩니까?)

This is not **much**. (부정문)

(이것은 많지 않다.)

It isn't **much** snow this year. (부정문)

(올해에는 눈이 많이 오지 않는다.)

② 'many'는 셀수 있는 명사와 함께 서술문과 의문문, 부정문에서 쓰인다.

There are **many** people in the park. (서술문)

(공원에는 많은 사람들이 있다.)

Do you have **many** brothers and sisters? (의문문)

(너에게는 형제가 많니?)

How **many** students are there? (의문문)

(거기에 학생들이 얼마나 있니?)

I don't have **many** friends here. (부정문)

(나는 여기에 친구가 많지 않아.)

The baby doesn't eat **many** cakes. (부정문)

(그 애기는 과자를 많이 먹지 않아.)

- ③ ‘a lot of’는 긍정문에서 셀수 있는 명사나 셀수 없는 명사와 함께 쓰인다.

We have **a lot of** mountains in our country.

(우리 나라에는 산이 많습니다.)

He has **a lot of** homework today.

(그에게는 오늘 숙제가 많다.)

3. 비교급과 최상급 (Comparatives and Superlatives) (2)

- ① 두음절이상의 형용사비교에는 ‘more’와 ‘the most’가 쓰인다.

This computer is **more expensive** than that one.

(이 컴퓨터는 저 컴퓨터보다 더 비싸다.)

This computer is **the most expensive**.

(이 컴퓨터는 제일 비싸다.)

I think swimming is **more exciting** than running.

(나는 수영이 달리기보다 더 흥미있다고 생각한다.)

Skiing is **the most exciting** sport for me.

(스키타기는 나에게 있어서 가장 재미있는 체육이다.)

- ② ‘y’로 끝나는 형용사는 ‘y’를 ‘i’로 바꾸고 ‘-er’ 또는 ‘-est’를 붙인다.

It is very windy today. It’s much **windier** than yesterday.

(오늘은 바람이 아주 세게 분다. 어제보다 훨씬 더 세게 분다.)

He looks happy. He’s **the happiest** man, I think.

(그는 행복해보인다. 나는 그가 가장 행복한 사람이라고 생각한다.)

Theme F

과거단순(시칭) (Past simple)

과거단순(시칭)은 이야기하는 순간 이전 일정한 시간에 어떤 행동이 일어났다는것을 나타낸다. 이때 **yesterday** (어제), **last night** (지난 밤에), **in the past** (지난 시기에) 등 과거를 나타내는 부사들이 쓰일수 있다.

이 시칭에서 동사는 모두 과거형이 쓰인다.

- ① 동사 be (Verb be)

동사 ‘be’의 과거형은 주어에 따라 ‘was’ 또는 ‘were’이다.

Where **were** you last night? (지난 밤에 어디에 있었니?)

I **was** in my house. (나는 집에 있었어.)

Subject	Verb be	Examples	
I	was	13 years old last month.	(나는(그는, 그 녀자는) 지난 달에 13 살이었다.)
He			
She		an old house.	(그것은 낡은 집이었다.)
It			
We	were	at school last week.	(우리는(너희들은, 그들은) 지난주에 학교에 있었다.)
You			
They			

② 규칙동사 (Regular verbs)

‘-ed’를 붙여 과거를 나타내는 동사들을 규칙동사라고 한다. 영어의 대부분동사들은 규칙동사이다.

I **walked** home from school yesterday.

(나는 어제 학교에서 집으로 걸어서 왔다.)

They **cleaned** the classroom yesterday.

(그들은 어제 교실을 청소하였다.)

③ 불규칙동사들 (Irregular verbs)

일부 동사들의 과거형은 ‘-ed’를 붙이지 않는다. 그 형태는 모두 다르다.

I **went** to bed at 10 o'clock on Sunday.

(나는 일요일에 10 시에 잠을 잤다.)

I **made** a pancake yesterday. (나는 어제 지짐을 만들었다.)

I **saw** Yong Ok last Thursday.

(나는 지난주 목요일에 영옥이를 보았다.)

He **did** a lot of homework last night.

(그는 어제밤에 숙제를 많이 했다.)

※ 불규칙동사표를 참고하십시오.

④ 의문문과 부정문 (Questions and Negatives)

과거단순(시 칭)의 의문문에는 ‘did’가 주어앞에 놓이며 부정문에는 ‘didn’t’가 주어다음 즉 동사앞에 놓인다. 이 경우에 동사는 원형이 그대로 쓰인다.

의문문

'Did'	+ Subject	+ Infinitive	+ ...
Did	he	go	to school this morning?
Did	you	watch	TV last night?

그가 오늘 아침 학교에 갔습니까?

동무는 지난밤에 TV 를 보았습니까?

부정문

Subject	+ 'didn't'	+ Infinitive	+ ...
I	didn't	like	the cat.
She	didn't	go	to school yesterday.

나는 고양이를 좋아하지 않았다.

그 녀자는 어제 학교에 가지 않았다.



Vocabulary



Unit 1

around /ə'raʊnd/ *ad* 둘레에, 주위에
 west /west/ *n* 서부, 서(쪽)
 north west 북서, 서북
 south west 남서, 서남
 next /nekst/ *a* 다음의
 east /i:st/ *n* 동쪽, 동방
 south east 남동, 동남
 north east 북동, 동북
 office /'ɒfɪs/ *n* 사무실
 market /'mɑ:kɪt/ *n* 시장
 hill /hɪl/ *n* 언덕, 낮은 산
 farm /fɑ:m/ *n* 농지, 농장
 population /ˌpɒpjʊ'leɪʃən/ *n* 인구
 subject /'sʌbdʒɪkt/ *n* 과목, 주제,
 주어
 geography /dʒɪ'ɡræfi/ *n* 지리(학)
 favourite /'feɪv(ə)rɪt/ *a* 좋아하는
 n 마음에 드는 사람, 인기있는
 사람
 front /frʌnt/ *n* 앞부분, 전방
 in front of ...앞에, ...의 정면에
 restaurant /'restərɒ:(n)/ *n* 식당
 where /weə/ *ad* /의문사로서/ 어디에
 where you live 네가 사는 곳
 street /stri:t/ *n* 거리, 시가
 language /'læŋɡwɪdʒ/ *n* 언어,
 국어
 record /rɪ'kɔ:d/ *v* 기록하다 *n* 기록
 recorder /rɪ'kɔ:də/ *n* 기록자,
 녹음기
 complete /kəm'pli:t/ *v* 완성하다
 example /ɪɡ'zɑ:mpl/ *n*례, 실례
 library /'laɪbrəri/ *n* 도서관, 도서실
 airport /'eəpɔ:t/ *n* 비행장

gymnasium /dʒɪm'neɪzjəm/ *n*
 체육관 (=gym)
 science /'saɪəns/ *n* (자연) 과학
 laboratory /lə'bɒrət(ə)rɪ/ *n* 실험실
 (=lab)
 head /hed/ *n* 머리, 꼭대기
 headteacher 교장
 lunch /lʌntʃ/ *n* 점심식사
 lesson /'lesn/ *n* 학과, 수업
 field /fi:ld/ *n* 들판, 벌판, 싸움터
 playing field 운동장, 구기장
 wish /wɪʃ/ *v* 바라다, ...하고 싶다
 n (복수로) 축하의 말, 축하
 best wishes 성공을 바라다
 holiday /'hɒlədi/ *n* 명절, 휴식일
 on holiday 휴가로, 휴가중
 excellent /'eks(ə)lənt/ *a* 훌륭한
 centre /'sentə/ *n* 중심, 중앙
 middle /'mɪdl/ *a* 중간의
 revolutionary /ˌrevə'lʊ:ʃ(ə)nəri/ *a*
 혁명의
 activity /æk'tɪvɪti/ *n* 활동
 history /'hɪst(ə)rɪ/ *n* 력사
 because /bɪ'kɒz/ *conj* ...때문에
 biology /baɪ'ɒlədʒi/ *n* 생물
 be good at ...을 잘하다
 physics /'fɪzɪks/ *n* 물리
 love /lʌv/ *n* 사랑, 애정, (안부의) 인사
 trumpet /'trʌmpɪt/ *n* 트럼페트
 art /ɑ:t/ *n* 예술
 else /els/ *a* 그밖의, 다른
 mime /maɪm/ *v* 흉내내다
 check /tʃek/ *v* 검열하다
 neighbour /'neɪbə/ *n* 이웃
 join /dʒɔɪn/ *v* 합치다

Unit 2

picnic /'pɪknɪk/ *n* 원족, 들놀이
area /'eəriə/ *n* 지역, 지대, 구역; 공지
picnic area 유원지, 놀이터
important /ɪm'pɔ:tənt/ *a* 중요한
museum /mju:'ziəm/ *n* 박물관
railway /'reɪlweɪ/ *n* 철길, 철도
distance /'dɪstəns/ *n* 거리, 로정, 간격
scale /skeɪl/ *n* 범위, 척도
symbol /'sɪmbəl/ *n* 기호, 상징
woods /wudz/ *n* 숲 (forest 보다 작음)
main /meɪn/ *a* 기본적의, 주요한
main road 주요도로
rich /rɪtʃ/ *a* 부유한, 풍부한
harvest /'hɑ:vɪst/ *n* 수확, 가을걷이
mark /mɑ:k/ *v* 표식하다
parts of speech=word class *n* 품사
dance /dɑ:ns/ *v* 춤을 추다 *n* 춤
rest /rest/ *n* 휴식, 나머지
know /nəʊ/ *v* 알다, 이해하다
paint /peɪnt/ *v* 색칠하다 *n* 색감,
그림물감
possible /'pɒsəbl/ *a* 가능한
impossible /ɪm'pɒsəbl/ *a* 불가능한
square /skweə/ *n* 광장
describe /drɪ'skraɪb/ *v* 묘사하다,
서술하다
hold /həʊld/ *v* 들다
shake /ʃeɪk/ *v* 흔들다
grade /greɪd/ *n* 등급, 학년
negative /'negətɪv/ *a* 부정적
magazine /'mægəzi:n/ *n* 잡지
curly /'kɜ:li/ *a* 곱슬곱슬한
straight /streɪt/ *a* 직선의, 곧은
assistant /ə'sɪstənt/ *n* 판매원
buy /baɪ/ *v* 사다, 구입하다

band /bæ(:)nd/ *n* 악단
expensive /ɪk'spensɪv/ *a* 값이 비싼
newsagent /'nju:zeɪdʒənt/ *n* 신문
(잡지) 판매업자
pay /peɪ/ *v* (돈 등을) 지불하다
pay for ...에 대하여 값을 물다
racing /'reɪsɪŋ/ *n* 달리기
horse racing 경마
have time to play 놀 시간이 있다
pop /pɒp/ *a* 대중적인, 통속적인
folk song 민요
garden /'gɑ:dn/ *n* 뜰, 정원
drive /draɪv/ *v* (차 등을) 몰다
tongue /tʌŋ/ *n* 혀, 언어
mother tongue 모국어

Unit 3

life /laɪf/ *n* 생활
farming /'fɑ:mɪŋ/ *a* 농사의
seaside /'si:sɑɪd/ *a* 바다가의,
해변의
industrial /ɪn'dʌstriəl/ *a* 공업의
cover /'kʌvə/ *v* (뚜껑을) 덮다
cover up 덮다, 가리우다
potato /pə'teɪtəʊ/ *n* 감자
process /'prəʊses/ *v* 가공하다
postcard /'pəʊstkɑ:d/ *n* 엽서
postmark /-mɑ:k/ *n* (우편물에 찍힌) 소인
board /bɔ:d/ *n* 판자, 널판자, 게시판
holiday town 휴양도시
village /'vɪlɪdʒ/ *n* 마을
modern /'mɒdən/ *a* 현대(문화)적인
dwell /dwel/ *v* 살다, 거주하다
dwelling /'dwelɪŋ/ *n* 사는 집
modern dwelling 문화주택
terraced /'terəsd/ *a* 계단식의
terraced street 계단식거리

mine /maɪn/ *n* 광산
 steel /sti:l/ *n* 강철
 share /ʃeə/ *v* 나누다
 factory /'fækt(ə)ri/ *n* 공장
 potato processing factory
 감자가공공장
 province /'prɒvɪns/ *n* 도

Unit 4

building /'bɪldɪŋ/ *n* 건물
 bank /bæŋk/ *n* 은행
 milk time 우유시간
 across /ə'krɒs/ *ad* 건너서,
 가로질러서
 go across 가로 건느다, 넘다
 castle /'kɑ:sl/ *n* 성, 성새
 block /blɒk/ *n* 블록, 구획
 a block of flats 아파트 한동
 information /,ɪnfə'meɪʃən/ *n* 정보,
 통지, 통보
 family /'fæmɪli/ *n* 가족, 가정
 diary /'daɪəri/ *n* 일기
 home /həʊm/ *n* 집 *ad* 집에, 집으로
 get home 집에 이르다
 for half an hour 반시간동안
 programme /'prəʊgræm/ *n*
 프로그램
 reply /rɪ'plaɪ/ *v* 대답하다, 답변하다
 bubble /'bʌbl/ *n* 거품, 비누방울
 speech /spi:tʃ/ *n* 말, 언어
 address /ə'dres/ *n* 주소, 성명

Unit 5

monkey /'mʌŋki/ *n* 원숭이
 bee /bi:/ *n* 꿀벌
 buzz /bʌz/ *v* 웅웅거리다
 mammal /'mæməl/ *n* 포유동물
 reptile /'reptail/ *n* 파충류

halves /hɑ:vz/ *n* half(절반)의
 복수형
 definition /,defɪ'nɪʃən/ *n* 정의
 lay /leɪ/ *v* (알을) 낳다; 눕히다, 놓다
 lay an egg 알을 낳다
 blood /blʌd/ *n* 피, 혈액
 skin /skɪn/ *n* (사람의) 피부,
 (동물의) 가죽
 thick /θɪk/ *a* 두꺼운
 through /θru:/ *prep* ...을 통하여
 most /məʊst/ *a* 가장 큰, 대부분의
 ad 가장, 대단히, 매우
 wing /wɪŋ/ *n* 날개
 warm /wɔ:m/ *a* 따뜻한
 match /mætʃ/ *v* 맞추다, 경쟁하다
 heart /hɑ:t/ *n* 심장
 graphic /'græfɪk/ *a* 그래프로
 표시한, 도표의
 bat /bæt/ *n* 박쥐
 imagine /ɪ'mædʒɪn/ *v* 상상(가정)하다
 famous /'feɪməs/ *a* 유명한
 explorer /ɪk'splɔ:rə/ *n* 탐험가
 fact /fækt/ *n* 사실, 실제, 진실
 in fact 사실상, 실제로
 tag /tæ(:)g/ *n* 꼬리표
 discover /dɪ'skʌvə/ *v* 발견하다
 interview /'ɪntəvju:/ *n* 회견, 면담,
 담화
 prepare /prɪ'peə/ *v* 준비하다
 classify /'klæsɪfaɪ/ *v* 분류하다
 above /ə'bʌv/ *prep* ...의 위에
 salmon /'sælmən/ *n* 연어, 바다송어
 flying /flaɪŋ/ *a* 나는, 비행하는
 flying fish 날치
 mosquito /mə'ski:təʊ/ *n* 모기
 rhinoceros /raɪ'nɒsrəs/ *n* 서우
 dolphin /'dɒlfɪn/ *n* 곱등어
 leave /li:v/ *v* 떠나다
 strange /streɪndʒ/ *a* 이상한

Unit 6

cub /kʌb/ *n* (사자, 범, 물소 등의) 새끼
underground /ˌʌndə'graʊnd/ *a* 지하의 *ad* 지하에 *n* 지하, 지하철도
humming bird /'hʌmɪŋbɜ:d/ *n* 벌새
hippopotamus /ˌhɪpə'pɒtəməs/ *n* 하마
tarantula /tə'ræntjʊlə/ *n* (독거미의 한가지) 무도거미
gosh /gɒʃ/ *int* 아이코!
nectar /'nektə/ *n* 꿀
piece /pi:s/ *n* 조각
bamboo /bæm'bu:/ *n* 대, 참대(나무)
bite /baɪt/ *v* 물다, 물어뜯다 *n* 물기, 물어뜯기
amphibian /æm'fɪbiən/ *n* 양서류
snake /sneɪk/ *n* 뱀
move /mu:v/ *v* 움직이다, 이사하다
invite /ɪn'vaɪt/ *v* 초대하다, 초청하다
space /speɪs/ *n* 빈자리, 공간
ring /rɪŋ/ *n* 고리, 동그라미
possessive /pə'zesɪv/ *a* 소유의
hunt /hʌnt/ *v* 사냥하다
including /ɪn'klu:dɪŋ/ *prep* ...을 포함해서
buffalo /'bʌfə,ləʊ/ *n* 물소

Unit 7

horizon /hə'raɪzn/ *n* 수평선, 지평선
plain /pleɪn/ *n* 벌판, 평야
Horizon of the Handure Plain
한드레벌의 지평선
countryside /'kʌntrɪsaɪd/ *n* 농촌, 지방
produce /prə'dju:s/ *v* 생산하다

cereal /'siəriəl/ *n* 알곡, 곡식
a 낱알의, 곡식의
etc. /ɪt'set(ə)rə/ ... 등등
fertilizer /'fɜ:tɪlaɪzə/ *n* 비료
equipment /ɪ'kwɪ:pmənt/ *n* 설비
repair /rɪ'peə/ *v* 고치다, 수리하다
milking /'mɪlkɪŋ/ *n* 젖짜기
shed /ʃed/ *n* 창고
milking shed *n* 착유장
relax /rɪ'læks/ *v* 늦추다, 안정하다
spend /spend/ *v* 날을 보내다
would /wʊd/ *aux. v* will 의 과거
windsurfing /'wɪnd,sɜ:fɪŋ/ *n* 파도타기
routine /ru:'ti:n/ *n* 늘 하는 일(일과)
order /'ɔ:də/ *n* 순서
calf /kɑ:f/ *n* 송아지

Unit 8

trunk /trʌŋk/ *n* 코끼리의 코, (나무의) 줄기, 본체, 트렁크
sixty /'sɪksti/ *num* 60, 60 개의
creature /'kri:tʃə/ *n* 창조물, 생산물, 짐승
mantis /'mæntɪs/ *n* (복수 mantises, mantes) 《곤충》사마귀
praying mantis /'preɪŋ -/ *n* 《곤충》사마귀; (특히) 유리날개사마귀
rainforest /'reɪnfɒrɪst/ *n* 강우림, 비가 많이 내리는 수림
flower mantis *n* 꽃사마귀
desert /'dezət/ *n* 사막, 황야
spider /'spaɪdə/ *n* 거미
instead /ɪn'sted/ *ad* 그대 신에
wild /waɪld/ *a* 야생의
slowly /'sləʊli/ *ad* 느리게, 천천히
land /lænd/ *v* 착륙하다, 상륙하다
parent /'peərənt/ *n* 부모
car /kɑ:/ *n* 자동차, 승용차

Unit 9

matter /'mætə/ *n* 물질

food matter 음식물

glutinous /'gluːtɪnəs/ *a* 끈적끈적한, 점착성의

rice-cake 떡

glutinous rice-cake 찰떡

noodle /'nuːdl/ *n* 국수

cold noodle 냉면

hot noodle 온면

stay /steɪ/ *v* 머무르다

healthy /'helθi/ *a* 건강한, 튼튼한

meal /miːl/ *n* 식사

often /'ɒfən/ *ad* 흔히, 자주

twice /twɑːs/ *ad* 두번, 두차례

less /les/ *a* 보다 적은

vegetable /'vedʒɪtəbl/ *n* 남새

fried /fraɪd/ *a* 기름에 튀겨낸

almost /'ɔːlməʊst/ *ad* 거의

fizzy /'fɪzi/ *a* 거품이 이는

fizzy drink 거품이 이는 음료

juice /dʒuːs/ *n* 단물

pasta /'pɑːstə/ *n* 파스타 (료리의 한 종류)

cheese /tʃiːz/ *n* 치즈

stomachache /'stʌməkəɪk/ *n* 배아픔

carbohydrate /,kɑːbə(ʊ)'haɪdreɪt/ *n* 탄수화물

energy /'enədʒi/ *n* 힘, 에너르기

vitamin /'vɪtəmin/ *n* 비타민

protein /'prəʊtiːn/ *n* 단백질

grow /grəʊ/ *v* 자라다, 성장하다

inside /ɪn'saɪd/ *n* 내부, 안쪽, 안쪽면

mineral /'mɪn(ə)rəl/ *n* 광물

fibre /'faɪbə/ *n* 섬유

menu /'menju/ *n* 차림표

nut /nʌt/ *n* (밤, 호두, 도토리 같은 껍질이 굳은) 열매

danger /'deɪndʒə/ *n* 위험

sign /saɪn/ *n* 표시, 표식

spinach /'spɪnɪdʒ/ *n* 시금치

Kimchi *n* 김치

oil /ɔɪl/ *n* 기름

cardboard /'kɑːdbɔːd/ *n* 마분지, 판종이

ocean /'əʊʃən/ *n* 대양

cabbage /'kæbɪdʒ/ *n* 가두배추

pork /pɔːk/ *n* 돼지고기

carbon /'kɑːbən/ *n* 탄소

dioxide /daɪ'ɒksaɪd/ *n* 이산화물

carbon dioxide 이산화탄소

dough /dəʊ/ *n* 밀가루반죽

fat /fæt/ *a* 살찐, 뚱뚱한, 지방이 많은, 기름진 *n* 지방, 지방질

element /'elɪmənt/ *n* 요소, 원소

calory /'kæləri/ *n* 카로리

sweat /swet/ *n* 땀

boil /bɔɪl/ *v* 끓이다

sugar /'ʃʊɡə/ *n* 사탕(가루)

dinner /'dɪnə/ *n* 저녁식사

article /'ɑːtɪkl/ *n* (신문, 잡지의) 기사

biscuit /'bɪskɪt/ *n* 비스킷, 파자

Unit 10

cook /kʊk/ *n* 요리사 *v* 요리하다

cooker /'kʊkə/ *n* 요리도구

recipe /'resɪpi/ *n* 요리법

shortbread biscuit 말아서 구운 파자

flour /'flaʊə/ *n* 가루

salt /sɔːlt/ *n* 소금

bean /biːn/ *n* 콩

green bean 녹두

hate /heɪt/ *v* 미워하다

boring /'bɔ:riŋ/ *a* 지루한
 dislike /di'slaɪk/ *v* 싫어하다
 terrible /'terəbl/ *a* 무서운, 지독한
 pardon /'pɑ:dn/ *n* 용서, 관대
 v 용서하다
 Beg your pardon?, Beg pardon?,
 Pardon? 다시 한번 말씀해 주십시오.
 doll /dɒl/ *n* 인형
 liquid /'lɪkwɪd/ *n* 액체
 fry /fraɪ/ *v* 기름에 튀기다
 pancake /'pæŋkeɪk/ *n* 지짐,
 팬케이크 (가루반죽을
 둥글납작하게 구운것)
 lemon /'lemən/ *n* 레몬
 boiling /'bɔɪlɪŋ/ *a* 끓는 *n* 끓음
 boiling pot 가마
 pour /pɔ:/ *v* 퍼붓다
 mistake /mɪ'steɪk/ *n* 오류
 mind /maɪnd/ *n* 마음
 maths /mæ(:)θs/ *n* 수학
 composition /,kɒmpə'zɪʃən/ *n* 작문
 antonym /'æntə(ʊ)nɪm/ *n* 반의어
 synonym /'sɪnənɪm/ *n* 동의어
 special /'speʃəl/ *a* 특수한
 pineapple /'paɪn,æpl/ *n* 파인애플
 glass /glɑ:s/ *n* 유리 고뿌
 glasses /'glɑ:sɪz/ *n* 안경
 both /bəʊθ/ *pron* 둘 다
 classical /'klæsɪkəl/ *a* 고전적인
 horrible /'hɒrəbl/ *a* 끔찍한

Unit 11

doctor /'dɒktə/ *n* 의사
 kitchen /'kɪtʃɪn/ *n* 부엌
 bathroom /'bɑ:θru:m/ *n* 목욕실

living room /'lɪvɪŋru:m/ *n* 살림방
 bedroom /'bedru:m/ *n* 침실
 back /bæk/ *n* 뒤, 잔등
 terrace /'terəs/ *n* 높고 평평한 지대
 upstairs /ʌp'steə/ *n* 옷층
 downstairs /,daʊn'steə/ *n* 아래층
 wall /wɒl/ *n* 벽
 curtain /'kɜ:tn/ *n* 창가림
 vase /vɑ:z/ *n* 꽃병
 bookcase /'bʊkkeɪs/ *n* 책장
 carpet /'kɑ:pɪt/ *n* 주단
 lamp /læmp/ *n* 전등

Unit 12

thousand /'θaʊznd/ *num* 천, 1 000
 million /'mɪljən/ *num* 백만,
 1 000 000
 be growing faster 더 빨리 늘어나다
 nature /'neɪtʃə/ *n* 자연
 die /daɪ/ *v* 죽다
 unfortunately /,ʌn'fɔ:tʃ(ə)nɪtli/
 ad 불행하게도
 stone /stəʊn/ *n* 돌
 clay /kleɪ/ *n* 진흙
 chemical /'kemɪkəl/ *a* 화학의
 pollution /pəl'u:ʃən/ *n* 오염
 environment /ɪn'vaɪərənmənt/ *n*
 환경
 rubbish /'rʌbɪʃ/ *n* 쓰레기,
 잡동사니
 poison /'pɔɪzn/ *n* 독, 독약
 fox /fɒks/ *n* 여우
 poisonous /'pɔɪznəs/ *a* 독이 있는
 plankton /'plæŋktən/ *n* 떠살이 생물
 have nothing to ...할것이 없다

Unit 13

space /speɪs/ *n* 공간, 우주
politics /'pɒlɪtiks/ *n* 정치
launch /lɔːntʃ/ *v* 발사하다
earth /ɜːθ/ *n* 지구
artificial /,ɑːtrɪ'fɪʃəl/ *a* 인공적인
satellite /'sætələɪt/ *n* 위성
imagine /'ɪmædʒɪn/ *v* 상상(생각)하다
expand /ɪk'spænd/ *n* 확장, 늘임
v 늘이다
gravity /'grævəti/ *n* 중력, 무게
planet /'plænɪt/ *n* 행성
Mercury /'mɜːkjʊəri/ *n* 수성
universe /'juːnɪvɜːs/ *n* 우주
astronomer /ə'strɒnəmə/ *n*
천문학자
star /stɑː/ *n* 별
nearest /'niərist/ *a* 가장 가까운
it seems that인것 같다
light /laɪt/ *n* 빛
sky /skaɪ/ *n* 하늘, 창공, 상공
air /eə/ *n* 공기
perhaps /pə'hæps/ *ad* 아마
moon /muːn/ *n* 달
brainstorm /'breɪnstɔːm/ *v*
지혜를 모아 문제를 풀다
during /'dʒʊərɪŋ/ *a* ...하는 동안
tide /taɪd/ *n* 밀썰물, 조수
high tide 밀물
low tide 썰물
level /'levl/ *n* 수평, 수준, 수평면
sea /siː/ *n* 바다
pull /puːl/ *v* 잡아당기다
rocket /'rɒkɪt/ *n* 로켓
presenter /prɪ'zentə/ *n* 보도방송원
spaceship /'speɪsʃɪp/ *n* 우주비행선
ladder /'lædə/ *n* 사다리

drive /draɪv/ *v* (차 등을) 몰다
control /kən'trəʊl/ *v* 조종하다
space control center 우주조종실
competition /,kɒmpɪ'tɪʃən/ *n* 경쟁
Venus /'viːnəs/ *n* 금성
Nexus /'niːvəs/ *n* 니버스 (가상적인
행성의 이름)

Unit 14

afraid /ə'freɪd/ *a* 무서워하는
be afraid of ...을 무서워하다
eclipse /'ɪklɪps/ *n* (해, 달의) 가림
diagram /'daɪəgræm/ *n* 도형, 도표
disappear /dɪsə'piə/ *v* 사라지다
Yucatan /,juːkə'tɑːn/ *n*
유카탄(반도) 《메히꼬 동남부,
파테달라 북부포함》
continuous /kən'tɪnjuəs/ *a*
지속적인
verb /vɜːb/ *n* 동사
guess /ges/ *v* 추측하다, 짐작하다
moon car 《우주》 달면차
jog /dʒɒg/ *v* 건강을 위해 천천히
달리다
Alaska /ə'læskə/ *n* 알래스카 《미
국의 한개 주》
Arctic Circle 북극권
K2 *n* 차오걸리봉 (인디아의
Kashmir에 있음)
Kilimanjaro /,kɪlɪmən'dʒɑːrəʊ/ *n*
킬리만자로산 (아프리카의
최고봉)
Everest /'evərɪst/ *n* (Mount
Everest) 주물랑마봉, 에베레스트
(히말라야산줄기에 있는
세계최고봉 (8 848m))
pyramid /'pɪrəɪd/ *n* 피라미드

circus /'sɜ:kəs/ *n* 교예 극장
 ticket /'tɪkɪt/ *n* 표, 관람표
 single ticket 단선 (가기만 하는) 표
 return ticket 왕복표
 sports ground 체육관 (운동할 수 있는 장소)
 reporter /rɪ'pɔ:tə/ *n* 보도기자, 보고자

Unit 15

surround /sə'raʊnd/ *v* 둘러싸이다
 coast /kəʊst/ *n* 해안, 연안
 port /pɔ:t/ *n* 항구
 fishing /'fɪʃɪŋ/ *n* 고기잡이
 shipbuilding /'ʃɪpbɪldɪŋ/ *n* 조선업
 connect /kə'nekt/ *v* 연결하다
 shore /ʃɔ:/ *n* 기슭
 gas /gæ(:)s/ *n* 가스
 hovercraft /'hɒvə,kra:ft/ *n* 공기방석 식수륙양용차
 Wales /weɪlz/ *n* 웨일즈 《대브리튼섬의 서남부지역》
 mechanical /mɪ'kænikəl/ *a* 기계의
 electricity /ɪ'lek'trɪsɪti/ *n* 전기
 Bristol /'brɪstl/ *n* 브리스틀 (영국의 무역항)
 mistake /'mɪsteɪk/ *v* 틀리다
 wind /wɪnd/ *n* 바람
 letter /'letə/ *n* 글자
 lie /laɪ/ *v* 눕다
 sand /sænd/ *n* 모래
 lie on the sand 모래위에 눕다
 fun /fʌn/ *n* 재미나는 유희
 waterski /'wɔ:tə'ski:/ *n* 물스키
 pattern /'pætən/ *n* 형식, 방식, 도안

Unit 16

Himalayas /hɪmə'leɪəz/ *n* 히말라야 산줄기
 Himalaya Mountains=Himalayas
 Himalayan /hɪmə'leɪən/ *a* 히말라야 산줄기의
 Pangaea /pæn'dʒi:ə/ *n* 《지구물리》 범(대)륙
 piece /pi:s/ *n* 조각
 together /tə'geðə/ *ad* 함께
 how the pieces go together
 조각들이 어떻게 맞추어지는지
 millions of years from now
 지금으로부터 수백만년
 rise /raɪz/ *v* 솟다
 press /pres/ *v* 누르다, 압축하다
 press sth flat ...을 납작하게 누르다
 push /puʃ/ *v* 밀다
 skip /skip/ *v* 줄넘기를 하다
 strawberry /'strɔ:b(ə)ri/ *n* 딸기
 grey /greɪ/ *a* 재빛색의, 쥐색의
 order /'ɔ:də/ *n* 순서, 차례

Unit 17

weather /'weðə/ *n* 날씨, 일기
 rain /reɪn/ *n* 비
 chilly /'tʃɪli/ *a* 쌀쌀한, 으시시한
 lightning /'laɪtnɪŋ/ *n* 번개
 thunder /'θʌndə/ *n* 우뢰
 cloudy /'klaʊdi/ *a* 구름의
 foggy /'fɒgi/ *a* 안개 낀
 meet /mi:t/ *v* 만나다
 sunny /'sʌni/ *a* 해가 비치는
 rainy /'reɪni/ *a* 비가 오는
 windy /'wɪndi/ *a* 바람이 부는
 vapour /'veɪpə/ *n* 증기
 water vapour 수증기

become /brɪ'kʌm/ v ...으로 되다
 ground /graʊnd/ n 땅, 흙
 bang /bæŋ/ n 짱 하는 소리
 static /'stætɪk/ a 정전기의
 bucket /'bʌkɪt/ n 바께 뜨
 drop /drɒp/ n 방울
 palm /pɑ:m/ n 손바닥
 nip /nɪp/ v 꼬집다
 breathe /bri:ð/ v 호흡하다, 숨쉬다

Unit 18

pole /pəʊl/ n 극
 North Pole 북극
 South Pole 남극
 midnight /'mɪdnɑ:t/ n 백야, 한밤중
 a 한밤중의
 Norway /'nɔ:weɪ/ n 노르웨이
 calculate /'kælkjʊleɪt/ v 계산하다
 remember /rɪ'membə/ v 기억하다
 sunlight /'sʌnlaɪt/ n 햇빛, 일광
 count /kaʊnt/ v 셈을 세다
 countable /'kaʊntəbl/ a 셀수 있는
 uncountable /ʌn'kaʊntəbl/ a
 셀수 없는
 sunshine /'sʌnʃaɪn/ n 햇빛
 question /'kwɛstʃən/ n 물음,
 의문문
 positive /'pɒzɪtɪv/ a 긍정의
 interesting /'ɪntrɪstɪŋ/ a 흥미있는
 exciting /ɪk'saɪtɪŋ/ a 흥분시키는
 dentist /'dentɪst/ n 구강과의사
 minute /'mɪnɪt/ n (시간의) 분
 second /'sekənd/ n (시간의) 초
 equator /ɪ'kweɪtə/ n 적도
 season /'si:zn/ n 계절
 comfortable /'kʌmf(ə)təbl/ a
 편안한, 편리한

cinema /'sɪnɪmə/ n 영화관
 film /'fɪlm/ n 영화

Unit 19

clothes /kləʊðz/ n 옷
 field /fi:ld/ n 들판, 벌판
 fantastic /'fæntəstɪk/ a 공상적인
 rick /rɪk/ n 날가리, 큰 더미
 hibernate /'haɪbəneɪt/ v 겨울잠을
 자다
 frostwork /'frɒst,wɜ:k/ n 성에
 window /'wɪndəʊ/ n 창문
 central heating 중앙난방
 skate /sket/ v 스케트를 타다
 n 스케트
 fighting /'faɪtɪŋ/ n 싸움
 have the snowball fighting
 눈싸움을 하다
 shuttlecock /'ʃʌtl,kɒk/ n 제기차기
 individual /ɪndɪ'vɪdʒʊəl/ a 단일한,
 한개의, 개별적인
 hop /hɒp/ v 짱충짱충 뛰다
 hopscotch /'hɒp,skɒtʃ/ n 망차기
 throw /θrəʊ/ v 던지다
 mirror /'mɪrə/ n 거울, 반사경
 turn /tɜ:n/ n 차례
 stone /stəʊn/ n 돌, 망
 drop /drɒp/ v 떨어구다
 syllable /'sɪləbl/ n 음절

Unit 20

frequency /'fri:kwənsi/ n 빈도,
 《물리》진동수, 주파수
 fall /fɔ:l/ v 떨어지다, 락하하다
 choose /tʃu:z/ v 고르다, 선택하다
 set /set/ v (해, 달, 별 등이)
 기울다, 지다, 저물다
 noise /nɔɪz/ n 시끄러운 소리, 소음

below /bɪ'ləʊ/ *ad* 아래에로
below zero 령하
iceberg /'aɪsbɜ:g/ *n* 얼음

Unit 21

cave /keɪv/ *n* 동굴
cavepeople /'keɪvpi:pl/ *n* 동굴사람
wild /waɪld/ *a* 야생의, 길들이지 않은
hunt /hʌnt/ *v* 사냥하다
kill /kɪl/ *v* 죽이다
mammoth /'mæməθ/ *n* 《동물》
mammoth
sound /saʊnd/ *n* 소리
frighten /'fraɪtn/ *v* 겁이 나다,
무서워하다
cliff /klɪf/ *n* 절벽
soft /sɒft/ *a* 부드러운, 연한,
만문한
spear /spɪə/ *n* 창, 작살
brain /breɪn/ *n* 뇌수
inside /'ɪnsaɪd/ *ad* 안에, 내부에
prep ...의 안쪽에
dead /ded/ *a* 죽은
bone /bəʊn/ *n* 뼈
change /tʃeɪndʒ/ *v* 변하다, 달라지다
pot /pɒt/ *n* 단지, 항아리
pick /pɪk/ *v* 따다
wool /wʊl/ *n* 양털
tool /tu:l/ *n* 도구, 쟁기
invention /ɪn'venʃən/ *n* 발명, 창안
timeline /'taɪmlaɪn/ *n* 시간선
anywhere /'eniweə/ *ad* 어디든지,
아무데도, 어디에나
adventure /əd'ventʃə/ *n* 모험
suddenly /'sʌdnli/ *ad* 갑자기

opposite /'ɒpəzɪt/ *a* 맞은편의,
마주서있는
path /pɑ:θ/ *n* 길, 오솔길
heaven /'hevn/ *n* 하늘, 천당, 천국
Good Heavens! 야단났다! 아뵐사!
separate /'sepəreɪt/ *v* 갈라놓다
a 별개의, 개개의

Unit 22

past /pɑ:st/ *a* 지나간, 과거의
before /bɪ'fɔ:/ *ad* 전에, 이전에
pupil /'pjʊpl/ *n* 학생
farmer /'fɑ:mə/ *n* 농사꾼, 농민
helicopter /'helɪkɒptə/ *n* 직승기
spot /spɒt/ *n* 얼룩점
tense /tens/ *n* 시칭
homework /'həʊmwɜ:k/ *n* 숙제
music /'mjʊzɪk/ *n* 음악
pipe /paɪp/ *n* 관, 피리
blow /bləʊ/ *v* 불다
finger /'fɪŋgə/ *n* 손가락
sitar /sɪ'tɑ:/ *n* 시타르 《인디아산
현악기》
tabla /'tɑ:blə/ *n* 타블라 (북의
일종)
drum /drʌm/ *n* 드럼 (타악기)
regular /'regjʊlə/ *a* 규칙적인,
정연한
irregular /ɪ'regjʊlə/ *a* 불규칙적인
comparative /kəm'pærətɪv/ *a*
비교급의
superlative /s(j)u:'pɜ:lətɪv/ *a*
최상급의
teenager /'ti:neɪdʒə/ *n* 10 대의
소년(소녀)
fill /fɪl/ *v* 가득 채우다, 차다
backward(s) /'bækwəd(z)/ *ad*
뒤에(로), 뒤를 향하여

Unit 23

tradition /trə'dɪʃən/ *n* 전통
celebrate /'selɪbreɪt/ *v* 경축하다
celebration /,selɪ'breɪʃən/ *n* 축하, 축제
event /ɪ'vent/ *n* 사변
important event 중요한 사변
government /'gʌvə(n)mənt/ *n* 정부
usually /'ju:ʒəli/ *ad* 항상, 흔히
send /send/ *v* 보내다
Yut game /ju:t geɪm/ 윷놀이
the Day of the Sun 태양절
commemorate /kə'memə'reɪt/ *v* 기념하다
friendship /'fren(d)ʃɪp/ *n* 친선, 우정
festival /'festɪvəl/ *n* 축제
April Spring Friendship Art Festival 4월의 봄 친선예술축전
bronze /brɒnz/ *n* 청동 *a* 청동의
statue /'stætʃu:/ *n* 상, 조각상
international /,ɪntə'næʃənl/ *a* 국제적인
figure /'fɪɡə/ *n* 모습, 자태
figure skating *n* 휘거
the Ice Rink *n* 빙상관
fantastic /fæn'tæstɪk/ *a* 멋진, 환상적인
Kimjongilia Festival 김정일화축전
bow /bəʊ/ *n* 절, 인사
dish /dɪʃ/ *n* 음식
national dish 민족음식
rice-cake soup 떡국
major /'meɪdʒə/ *a* 주요한
folk holiday 민속명절
moonlight /'mu:nlaɪt/ *n* 달빛
bumper /'bʌmpə/ *n* 풍작 *a* 대단히 훌륭한

crop /krɒp/ *n* 작물, 수확
swinging /'swɪŋɪŋ/ *n* 그네뛰기
grave /greɪv/ *n* 묘, 무덤
ancestor /'ænsesətə/ *n* 조상
stay awake 밤을 새우다
special food 특식

Unit 24

revise /rɪ'vaɪz/ *v* 교정(수정)하다
dinosaur /'daɪnə(ʊ)sɔ:/ *n* 공룡
trace /treɪs/ *v* 추적하다, 조사하다; ...의 흔적을 발견하다
onto /'ɔ:ntu:/ *prep* ...의 위에
artist /'ɑ:tɪst/ *n* 미술가
musician /mju:'zɪʃən/ *n* 음악가
hole /həʊl/ *n* 구멍, 함정
encyclopedia /en,sɪklə(ʊ)'pi:dʒə/ *n* 백과사전, 백과전서
Switzerland /'swɪts(ə)lənd/ *n* 스위스
powder /'paʊdə/ *n* 꽃가루
communicate /kə'mju:nikeɪt/ *v* 전 달하다, 알리다; 연락하다, 교환하다
dusty /'dʌsti/ *a* 먼지가 많은, 먼지 투성이의
everybody /'evrɪbɒdi/ *pron* 누구나 다, 누구든지
opal /'əʊpəl/ *n* 《광물》단백석
supermarket /'s(j)u:pə,mɑ:kɪt/ *n* 시장, 자체 봉사식상점
antelope /'æntɪləp/ *n* 《동물》들양
brontosaurus /,brɒntə'sɔ:rəs/ *n* 《고생물》쇠룡
tyrannosaurus /tɪ,rænə'sɔ:rəs/ *n* 《고생물》티라노자우루스 (육식 공룡가운데서 가장 큰것)

이 책은 1 중학교, 중학교 2 학년 학생들을 위한 영어교과서이다.

영 어 (제1중학교, 중학교 제2학년용)
(3판)

집필 김혜영, 리승실,
전원제

심사 심의위원회

편집 김성일

교정 조순호

장정 조병걸

그림 리선규, 홍경학

컴퓨터편성 윤현주

컴퓨터화상 유경순

낸 곳 외국문도서출판사

인쇄소 평양고등교육도서인쇄공장

1판발행 주체96(2007)년 1월 20일

2판발행 주체97(2008)년 10월 24일

3판인쇄 주체101(2012)년 1월 7일 **3판발행** 주체101(2012)년 1월 14일

교-10-보-1458

값 35원